

## ZHEJIANG CFMOTO POWER CO.,LTD

No. 116, Wuzhou Road, Yuhang Economic Development Zone  
Hangzhou 311100, Zhejiang Province.

Tel: 86-571-89265799

Email: [export@cfmoto.com](mailto:export@cfmoto.com)  
[media@cfmoto.com](mailto:media@cfmoto.com)

Global.cfmoto.com

Facebook: CFMOTO\_Official

Instagram: [cfmoto\\_world](https://www.instagram.com/cfmoto_world)

YouTube: CFMOTO

Copyright Zhejiang CFMOTO Power co., Ltd. 2022. All rights reserved. Photos are for illustrative purposes only. The vehicle configuration may be subject to change due to local laws and regulations in different countries and regions. Vehicle specifications are subject to change without notice. Imagery may not reflect most current product specifications. CFMOTO reserves the right to make improvements and/or design changes without any obligation to modify previously sold, assembled or fabricated equipment.



**700 CL-X**  
SPORT



**ENJOY *the*  
MOMENT**





# experience more together

exp

exp

**700 CL-X**  
SPORT



The derivative of CL-X line-up, 700CL-X SPORT, is dashing and energetic. Its café-racer aesthetic style gets a new interpretation with outstanding performance and sophisticated styling.

The CL-X design language, featuring X design elements of the headlight, the rear tail light, round mirrors, exposed frame, engine cover, and slim fuel tank shape, easily attracting everyone's attention. Pre-equipped standard with ABS, electronic throttle, slipper clutch, cruise control, Brembo brakes, KYB suspension, clip-on bars, ignition protection, rollover sensor, and LED lighting. 700CL-X SPORT has two eye-catching color schemes, Nebula White and the Velocity Grey.

700CL-X SPORT has that sophisticated café-style sporty look from any angle you look at it.





700 CL-X SPORT

## NEO RETRO SPORTINESS

The 700CL-X SPORT is a sharp alternative in the naked class between modern and retro. It has the classic features of a café racer in contemporary style. The round LED headlight clings to the black-out front suspension. The round rear mirrors connect to the end of the clip-on handlebar. Meanwhile, the overall posture is dynamic and aggressive, full of momentum as a streetfighter. The muscular fuel tank, coupled with the two-color paintwork, has a strong visual impact.

The fuel tank is designed with stickers lacquered onto it, including the unique logo of 700CL-X SPORT. The paint is bright, beautiful, and durable. Rear of the bike is decorated with carbon fiber texture panels, which give it a sportier look. The material processing of the footpeg guard is consistent with the fuel tank, giving it an overall unified look. These design elements make the ingenious 700CL-X SPORT even more unique.





700 CL-X SPORT

# ENGINE

The engine is a liquid-cooled, 693cc, two-cylinder four-stroke DOHC inline engine. It has a bore of 83mm and a stroke of 64mm and favors smooth acceleration at all rpm and ease of handling. The engine produces its maximum 55kW/75HP output at 8,500rpm and maximum 68N·m torque at 6,500rpm. The optimized intake system improves airflow efficiency for quick-revving power and precise throttle response, making it easy to accelerate and overtake.

693	55	68
cc	kW/8500rpm	N·m/6500rpm

BOSCH EFI and electronic throttle technology, integrated with high-precision sensors to produce clean, efficient fuel atomization, allowing complete combustion for lower fuel consumption, all while being environmentally friendly. The engine has lightweight pistons and DLC coating to minimize friction. The X-shape engraved on the engine cover also enhanced the aesthetics.



e x p e r i e n c e m o r e t o g e t h e r

# RIDING MODES

700CL-X is fitted with two riding modes, SPORT and ECO. SPORT mode, for full engine power and sharp throttle response; ECO mode, for softer throttle response and fuel efficiency.

ECO MODE



SPORT MODE

CRUISE-CONTROL

# CRUISE-CONTROL


When the vehicle speed is greater than 40km/h, the driver can toggle on the cruise control. With the help of the cruise control system, the 700CL-X SPORT automatically maintains the speed, thus reducing the rider fatigue and making riding more comfortable. The speed can be increased or decreased through the RES and SET buttons, and the maximum vehicle speed is limited to 120km/h.



700 CL-X SPORT

# CF-SC SLIPPER CLUTCH


The CF-SC slipper clutch helps enlarge the power buffering and enhance the smoothness of shifting, thereby reducing the engine braking impact during downshifts, improving safety and riding comfort.



700 CL-X SPORT

# Brembo Braking System

The 700CL-X SPORT is equipped with a Brembo braking system with ABS, which guarantees safety on all types of road surfaces. At the front, a 300 mm diameter double-disc has been fitted to two Brembo Stylema four-piston calipers with the radial connection. At the rear, there is a 260 mm disc clapped by a 34 mm single-piston caliper.








700 CL-X SPORT

# LIGHTWEIGHTING

The 700CL-X SPORT has a high-strength chromium-molybdenum alloy mainframe to ensure strength and lightweight; the mainframe weighs in at only 16.5kg. The rear swingarm adopts a high-strength gravity-cast aluminum structure with a mass of only 6.7kg. Through lightweight technology, CFMOTO makes it easier for the rider to control the motorcycle.



700 CL-X SPORT

# KYB SUSPENSION

KYB 41mm USD front forks and KYB single rear shock provide a smooth ride onboard the 700CL-X SPORT. Both front and rear suspension have 20-clicks of adjustability. Dial in your ideal setting for comfort and terrain with full adjustability on the front plus preload and rebound adjustability in the rear shock. The high specification KYB suspension not only looks sharp but also handles perfectly, with plenty of travel on offer, both front and rear – 150mm.





700 CL-X SPORT

# WHEELS & TIRES

The 17-inch star-shaped alloy wheels give a sensation of dynamic movement. MAXXIS MA-ST2 tires of 700CL-X SPORT are designed to provide miles upon miles of comfortable riding with impressive grip when needed the most. The front tire is precise and stable while never lacking grip. The rear is grippy and confidence-inspiring in wet conditions as well.



700 CL-X SPORT

# INNOVATIVE LIGHTING

The LED headlight of 700CL-X SPORT is self-adaptive, automatically turning on or off according to the ambient brightness, ensuring a bright and clear vision under different road conditions, especially in tunnels with obvious light contrast. The turn signals automatically cancel out when the lean-angle returns to the center, allowing the rider to focus on the road.



# TECHSPEC

Version	700 CLX Sport
Model	CF700-2A

## / Power /

Engine type	2-Cylinder inline, 4-Stroke,  Liquid-cooled, DOHC
Displacement	693 cc
Bore×Stroke	83.0 x 64.0mm
Maximum Power	55kw/8500rpm
Maximum Torque	68N.m/6500rpm
Compression Ratio	11.6:1
Clutch	CF-SC Slipper Clutch
Throttle	Electronic Throttle
Emission	Non-EU V
Riding Modes	SPORT / ECO

## / Chassis/Suspension /

Main Frame	Steel Tube Trellis Frame
Handlebar	Clip-on Handlebar
Swing Arm	Alluminum Alloy
Rim	Front: MT 3.5 x 17MT  Rear: MT 5.5 x 17MT
Front Tire	120/70 ZR17, MAXXIS MA-ST2
Rear Tire	180/55 ZR17, MAXXIS MA-ST2
Front Suspension	KYB 41mm USD. Preload,  compression, rebound adjustable
Rear Suspension	KYB cantilever, preload &  damping adjustable
Front / Rear Suspension Travel	150mm / 150mm



## / BRAKES /

Front Brake	Brembo Stylema caliper,  300mm dual-discs
Rear Brake	Brembo dual-piston caliper,  260mm single-disc
ABS	ABS

## / Dimensions/Weight /

Length x Width x Height	2096×790×1130 mm
Wheelbase	1435 mm
Seat Height	795 mm
Ground Clearance	160 mm
Fuel Tank Capacity	13 L
Curb Weight	205kg



## / ELECTRONICS /

Headlight	LED, automatic
Daylight	LED
Taillight	LED
Turn Light	LED, automatic turn-off
Instrument	LCD
Power Outlet	USB
Cruise Control	Standard

## / Color /

Nebula White	<div></div>
Velocity Grey	<div></div>