



RENEGADE CLASSIC 300

TECHNICAL SPECIFICATIONS



ENGINE & TRANSMISSION

Engine Type	Single cylinder, 4-stroke, DOHC
Valves	4 valves
Displacement	292cc
Ignition	ECU
Fuel Delivery	EFI
Max. Power	20.6kW / 9000 rpm
Max. Torque	25N.m / 7250 rpm
Compression Ratio	11:1
Bore x Stroke	78 x 61.2 mm
Starter System	Electric Starter
Cooling System	Liquid-cooled
Transmission Type	Constant mesh 6-speed
Final Drive	520H Chain



SUSPENSION, BRAKES & TIRES

Front Suspension	Universal, hydraulic Ø 41 mm
Rear Suspension	Double shock absorber
Front Tire	110 / 90 - 16
Rear Tire	140 / 90 - 15
Brake System	ABS
Front Brake	Single disc + two piston fork caliper
Rear Brake	Single disc + two piston fork caliper



DIMENSIONS

Weight	175 kg
Seat Height	770 mm
Height	1125 mm
Length	2270 mm
Width	840 mm
Ground Clearance	150 mm
Wheelbase	1530 mm
Fuel Tank Capacity	21.0 L




* "R" Headlight and windshield are available on 300cc model only.



Copper Cream



Glossy Black



LED headlamp & tail light



Modern LCD display



Ergonomic riding position