



602, GONGDAN-RO, SEONGSAN-GU, CHANGWON, KYUNG-NAM, KOREA  
TEL : +82-55-239-7000 / FAX : +82-55-282-3621



SCOOTER & MOTORCYCLE RANGE



THE KOREAN TECHNOLOGY





**daelim**

Daelim Motor, the true pioneer in Korean motorcycle industry, has grown into a globally beloved motorcycle brand.

With a strong belief in that a safe and efficient mobility greatly helps people better achieve their dream, Daelim Motor will spare no effort to bring more innovative and eco-friendly mobility solutions to people’s lives.



2000	YEAR	2015	CEO KIM BANG SHIN inaugurated
		2015	5 new scooters launched
		2007	ERP System introduced (SAP)
		2006	The 1st KSRC held
		2003	ISO 9001/TS16949 Quality Certificate acquired
1990	YEAR	1999	\$70 Million Export Prize awarded
		1999	ISO9001 Quality Certificate acquired
1980	YEAR	1985	Plant Unification(Bupyong & Changwon Plant)
		1982	Merged with Kia Industrial(2-wheeler division)
		1981	Technology Partnership with Honda formed
		1980	Changwon Plant established
1970	YEAR	1978	Daelim Industrial established
		1978	Bupyong Plant established
1960	YEAR	1962	Motorcycle Production started



# ***STEEZER (S)***

NEW BENCHMARK  
IN STYLISH MOBILITY



STEEZER (FLAT)



STEEZER S (DOME)





# STEEZER (S)

FOR THOSE WHO CREATE OWN IDENTITY,  
YES, STEEZER IS INDISPENSABLE



## STEEZER

### STEEZER S

- BLACK
- WHITE PEARL
- SPORTS BLUE + LIGHT GRAY
- GUNMETAL GRAY



### STEEZER

- BLACK
- WHITE PEARL
- SPORTS BLUE + LIGHT GRAY
- GUNMETAL GRAY



#### Charismatic Edge

Dynamic and muscular look gives charismatic presence on the road



#### Two Types (Dome & Flat)

Unprecedented paradigm of scooter for both, leisure riding in style and high practicality



#### Power Performer

Reduced vibration and noise  
Impressive starting acceleration

Optimized power range and performance for urban and mid-range travel



#### Smart Key System

Convenient keyless operation

Start engine, open seat and fuel lid with a smart key still kept in your pocket



#### Convenience

Spacious enough for two full face helmets

Two handy 12v charging outlets



**S3** (*Advance 250cc / 125cc*)

SUPER SOPHISTICATED SENSATION





# S3 (Advance 250/125)

TURN YOUR ORDINARY DAY INTO QUITE SOMETHING



## S3 Advance 250cc

- BURN GRAY
- TITAN SILVER
- WHITE PEARL GOLD
- BLACK / MUD BLACK



## S3 125cc

- BURN GRAY
- WHITE PEARL
- TITAN GRAY / SILVER
- BLACK / MUD BLACK



### Luxurious Urban Mobility

Dignified appearance embodying sharp eyes of tiger

Enriched luxury with double LED position lamps



### Distinctive Instrument Panel

Exquisite combination of analog sensibility, digital display and red & white-themed illumination offers unique mood



### The BEST in 250cc class

Comfort all-round cruiser with powerful water-cooled DOHC engine and Electronic Fuel Injection system



### Smart Key System

Convenient keyless operation  
Start engine, open seat and fuel lid with a smart key still kept in your pocket

A handy 12v charging outlet



### Convenience

Ergonomic backrest offers passenger great comfort and secure riding position

Wide aerodynamic windshield ensures excellent protection from elements



# AROMA

YOU DESERVE TO KNOW  
THE TRUE VALUE OF MOMENT





# AROMA

WITH AROMA, EVERY MOMENT  
BECOMES MEMORIES TO REMEMBER



AROMA  
YC125

- BLACK
- CHAMPAGNE BEIGE
- OLIVE GREEN
- MAGMA RED



## Elegant Design

Classical style with chrome grill inspired by the middle ages' gate



## The Beauty of Curves

Smoothly flowing curves make your journey more soft



## Journey in Comfort

Unique Tuck & Roll seat just like sitting on a sofa



## Charming Headlight

Lighten the road ahead of you like a full moon does



## Plenty of Storage Space

High utilization of space for your belongings



# S1 125

BEYOND NORMAL, MEANING NO MORE TO ADD  
S1 HAS ALL YOU NEED



# S1

- BLACK / MUD BLACK
- SHASTA WHITE
- LIGHT RED



## Tough All-round Player

Sturdy front look featured with shield-shaped headlight



## Handy Instrument Panel

Simple arrangement for all information at once



## Convenience

Nicely-located prominent fuel cap for easy refueling



## Spacious Storage Space

Enough space for a half face helmet and belongings



## Comfort Backrest

Secure riding position for passenger



# WITTY 50

IT'S TIME TO ACTIVATE YOUR PASSION



# Witty 50

- LIGHT GRAY
- LIGHT RED
- GOLD WHITE PEARL



### Compact Instrument Panel

All information at a glance



### Stylish Rear Design

Jet engine alike rear design with LED brake light



### Practical Performance

Great power balance with low noise and vibration



### High Braking Efficiency

Reliable braking power offers superior riding control



### Witty Rear Step

Well-located rear step for passenger's comfort riding



# BEAGLE 50

YOUR TRUE COLOR,  
JUST THE WAY YOU ARE



*Beagle*

- ORANGE PEARL
- MELLOW BLUE
- RIPE MAGENTA



### Adorable Design

Delightful harmony of circles and curved line in vibrant color



### Designed for Safety

Unique inverted triangle LED back light makes you clearly visible on the road



### Easy Riding

Ergonomic seat height for easy get on and off



### Comfy Riding

Fine rear shock absorber keeps your trip smooth regardless of the road conditions



### Convenience

Novel practicality










# DAYSTAR250/125

THE ONLY WAY TO FEEL THE BEAUTY OF SUNSET  
IS TO RIDE



- DAYSTAR250**
-  PANTHER BLACK
  -  VANILLA WHITE+PANTHER BLACK



- DAYSTAR125**
-  WORM GRAY+PANTHER BLACK
  -  ORIENTAL RED+PANTHER BLACK
  -  SUNSET ORANGE+PANTHER BLACK



**Premium Styling**  
Inspired by both modern and classical themes with detailed chrome accents



**Classic Twin Exhaust**  
Twin chrome style silencers enhance the big bike image



**Born to Cruise**  
Powerful water-cooled 250cc DOHC EFI engine with 17 liter fuel tank enough for long range



**Twin Front Disc Brakes**  
Great brake performance enables your journey to stay under control



**Cruise in Comfort**  
Natural and pleasant cruising on large ergonomic saddle



# ROADWIN 250R/125R

SPEED FLOWING INTO YOUR HEART,  
THIS IS WHAT IT LOOKS LIKE



## ROADWIN250R

- LIGHT RED
- WHITE PEARL
- BLACK



## ROADWIN125R

- LIGHT RED
- WHITE PEARL
- BLACK



### Designed with Speed DNA

Features aerodynamic and fluidic flow coupled with characteristic dual headlight



### Stylish Instrument Panel

Uniquely organized analogue tachometer, digital speedometer and odometer



### Superb Road Sports

High performance water-cooled 250cc DOHC engine with EFI system boasts high level of torque and speed



### Precise Rear Suspension


Realized more well-balanced control on the various road conditions



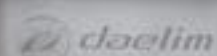
### Twin front disc brakes

290mm Front Double disc brake system enhances braking confidence





2015 KOREA SCOOTER RACE CHAMPIONSHIP



	STEEZER S	STEEZER	S3 Advance(250cc)	S3(125cc)	AROMA 125	S1 125	CA 110
Engine	SOHC, water cooled 4 stroke	SOHC, water cooled 4 stroke	DOHC, water cooled 4 stroke	DOHC, water cooled 4 stroke	SOHC, air cooled 4 stroke	SOHC, oil/air cooled 4 stroke	SOHC, air cooled 4 stroke
Displacement	124.9cc	124.9cc	247.0cc	124.1cc	124.6cc	124.9cc	108.9cc
Max Power	9.2kW@8,000rpm	9.2kW@8,000rpm	18.4kW@8,700rpm	10.3kW@9,250rpm	6.1kW@7,600rpm	8.5kW@8,700rpm	5.4kW@7,500rpm
Max Torque	11.8Nm@6,500rpm	11.8Nm@6,500rpm	21.3Nm@6,800rpm	10.9Nm@7,250rpm	8.9Nm@6,000rpm	10.5Nm@7,200rpm	9.1Nm@4,750rpm
Ignition System	Fuel Injection	Fuel Injection	Fuel Injection	Fuel Injection	Carburetor	Fuel Injection	Carburetor
Length x Width x Height(mm)	2,078 x 755 x 1,304	2,078 x 755 x 1,304	2,140 x 750 x 1,330	2,110 x 750 X 1,200	1,850 x 674 x 1,120	1,965 x 740 x 1,120	1,930 x 660 x 1,080
Wheel Base (mm)	1,382	1,382	1,500	1,500	1,280	1,350	1,220
Seat Height (mm)	790	740	745	745	740	770	765
Dry Weight (kg)	152	147	167	159	110	127	96
Fuel Capacity (L)	9.6	9.6	12.7	12.7	5.9	9.5	4
Transmission Type	V-matic	V-matic	V-matic	V-matic	V-matic	V-matic	4 Step Rotary
Suspension	Telescopic / Swing arm	Telescopic / Swing arm	Telescopic / Swing arm	Telescopic / Swing arm	Telescopic / Swing arm	Telescopic / Swing arm	Telescopic / Swing arm
Tires (F/R)	120/70-14, 140/60-14	120/70-14, 140/60-14	120/70-14 61S, 140/60-13 63S	120/70-14 61L, 140/60-13 63S	110/70-12, 3.50-10	120/70-13 53L, 130/60-13 60L	2.75-16-4 , 3.00-16-6
Brakes (F/R)	Disc / Disc	Disc / Disc	Disc / Disc	Disc / Disc	Disc / Drum	Disc / Disc	Disc / Drum



DART 125	WITTY 50	BEAGLE 50	DAYSTAR 250	DAYSTAR 125	ROADWIN 250R	ROADWIN 125R
SOHC, air cooled 4 stroke	SOHC, air cooled 4 stroke	SOHC, air cooled 4 stroke	DOHC water-cooled 4 stroke	SOHC, oil/air cooled 4 stroke	DOHC, water cooled 4 stroke	DOHC, water cooled 4 stroke
124.6cc	49.6cc	49.6cc	247.0cc	124.9cc	247.0cc	124.1cc
6.1kW@7,600rpm	2.9kW@7,250rpm	2.9kW@7,250rpm	17.0kW@8,500rpm	9.4kW@9,700rpm	17.3kW@9,000rpm	10.9kW@10,500rpm
8.5Nm@6,000rpm	3.8Nm@6,500rpm	3.8Nm@6,500rpm	20.6Nm@6,700rpm	10.5Nm@8,000rpm	18.9Nm@7,000rpm	11.8Nm@8,500rpm
Carburetor	Carburetor	Carburetor	Fuel Injection	Fuel Injection	Fuel Injection	Fuel Injection
1,870 x 670 x 1,075	1,800 x 710 x 1,185	1,800 x 710 x 1,185	2,200 x 845 x 1,130	2,040 x 860 x 1,155	2,025 x 778 x 1,180	2,025 x 778 x 1,180
1,250	1,255	1,255	1,500	1,505	1,390	1,390
735	735	735	720	720	780	780
110	95	95	165	154	158	145
5.9	5	5	17.0	16.8	15.0	15.0
V-matic	V-matic	V-matic	5 step Return	5 step Return	5 step Return	5 step Return
Telescopic / Swing arm	Telescopic / Swing arm	Telescopic / Swing arm	Telescopic / Swing arm	Telescopic / Swing arm	Telescopic / Swing arm	Telescopic / Swing arm
110/70-12, 3.50-10	110/70-12, 120/70-12	110/70-12, 120/70-12	90/90-18, 130/90-15	90/90-18 15P, 130/90-15 66P	110/70-17 54S, 140/60-17 69S	110/70-17 54S, 140/60-17 69S
Disc / Disc	Disc / Drum	Disc / Drum	Double Disc / Disc	Disc / Disc	Double Disc / Disc	Disc / Disc