

CRUISERS & CLASSICS 2014



Kawasaki



OUR HERITAGE

KAWASAKI REPRESENTS A UNIQUE ENGINEERING HERITAGE AND A WEALTH OF TECHNOLOGICAL EXPERTISE COMBINED WITH PASSION, PERFORMANCE AND INDIVIDUALITY.

You can't buy or "invent" heritage, that's why our history of creating iconic machines is the envy of other manufacturers and celebrated with such enthusiasm by loyal Kawasaki riders the world over. Our hard won reputation for manufacturing provocative and distinctive motorcycles creates a positive point of difference in a world of uniformity and sets Kawasaki apart.



WINNING TEAM

KAWASAKI, ITS ENGINEERS, RACING PARTNERS AND RIDERS ARE A WINNING TEAM.

Proved on the world's race tracks, Kawasaki style and engineering is created to be at the front. Ahead of the chasing pack – and with season long reliability in mind – Kawasaki defines performance and durability in the face of the most severe test of all, racing.

With many of the technologies and techniques developed for competition employed on our road-going machines, the peace of mind you get when riding a Kawasaki machine is considerable. Come join our team.



TRACK SUCCESS

Virtually half of all racing laps led, a stunning eight Superpoles, nine race wins and thirteen fastest laps plus the 2013 Championship title.. with one race to spare. Tom Sykes and the KRT Ninja ZX-10R demonstrated just how versatile and refined the Ninja race package is; and how closely it relates to Kawasaki road-going machinery.

In the 600cc category, Kawasaki not only won the World Supersport Manufacturer title but also the overall honours in the European Stock 600 Championship. Add a top five overall result at season end for Gautier Paulin in the MX1 World Motocross Championship and you see, to succeed you need to have the right machine – a Kawasaki.

TRUE HEROES

World Superbike Champions for 2013. Winners in stock 600 racing and across 24 gruelling hours of Endurance competition and at the Isle of Man TT, Kawasaki creates heroes. Well done to all Kawasaki riders and teams for an outstanding effort this year.

www.kawasaki-racingteam.eu



2014 CRUISERS AND CLASSICS

IT'S AN EMOTIONAL THING, AN EXTENSION OF YOUR PERSONALITY.
A KAWASAKI CRUISER OR CLASSIC ENCOURAGES YOU TO RELAX,
TAKE THINGS AS THEY COME AND ENJOY THE ENDLESS ROAD AHEAD.



VN1700 Voyager _____ p10
 FEATURES _____ p12 - p15
 SPECIFICATIONS AND COLOURS _____ p16
 ACCESSORIES _____ p17



VN1700 Voyager Custom _____ p18
 FEATURES _____ p20 - p23
 SPECIFICATIONS AND COLOURS _____ p24
 ACCESSORIES _____ p25



VN1700 Classic Tourer _____ p26
 FEATURES _____ p28 - p31
 SPECIFICATIONS AND COLOURS _____ p32
 ACCESSORIES _____ p33



VN1700 Classic _____ p34
 FEATURES _____ p36 - p37
 SPECIFICATIONS AND COLOURS _____ p38
 ACCESSORIES _____ p39



VN900 Classic _____ p42
 FEATURES _____ p44 - p45
 SPECIFICATIONS AND COLOURS _____ p46
 ACCESSORIES _____ p47



VN900 Custom _____ p48
 FEATURES _____ p50 - p51
 SPECIFICATIONS AND COLOURS _____ p52
 ACCESSORIES _____ p53



W800 _____ p54
 FEATURES _____ p58 - p59
 SPECIFICATIONS AND COLOURS _____ p60
 ACCESSORIES _____ p61

GENUINE PRODUCTS _____ p62
 K-CARE _____ p63
 CLOTHING & MERCHANDISE _____ p63

FOR MORE INFORMATION ABOUT THE KAWASAKI CRUISERS &
CLASSICS RANGE VISIT THE OFFICIAL KAWASAKI WEBSITE AT:

WWW.KAWASAKI.EU



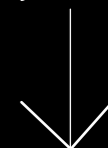
TAKE YOUR SEAT, IT'S SHOW TIME

NOTHING COMES CLOSE TO THE POWER PULSES OF A BIG KAWASAKI V-TWIN. FROM STRIPPED BARE TO FULL-DRESS, THE VN1700 RANGE THRUSTS YOU CENTRE STAGE, READY TO RIDE AND EAGER TO ENJOY.



THE OPEN ROAD BECKONS

Listen to your heart, it's telling you to discover the difference a VN1700 makes to your riding pleasure. Rejoice in the rhythm of the ride and revel in the authentic Kawasaki cruiser culture. A weekend run or week-long tour, the mighty VN1700 will make motorcycle memories for you and your passenger. Why wait? Saddle up, settle in and see where the mood takes you.





VN1700 VOYAGER

INTRODUCING VOYAGER FROM KAWASAKI, THE WORLD'S ONLY METRIC FULL-DRESS LARGE-CAPACITY CRUISER.

Voyager, the last word in Kawasaki cruiser comfort and convenience with plush seating, amazing features and cutting edge technology all crafted to create cruiser heaven. Settle down, select your favourite radio station, engage the cruise control and watch the world disappear under your wheels.

FULLY FEATURED AS STANDARD

It would be easier to list what riding aids and advanced features the VN1700 Voyager does not include! From its advanced K-ACT ABS brakes and electronic cruise control to an on-board iPod compatible entertainment system and a suite of capacious colour coded luggage items, this full dresser is big, bold and bespoke.



ENTERTAINMENT AND INSTRUMENTS

A multi-function LCD display is positioned in the centre of the instrument console and the audio system with twin speakers is compatible with an iPod.



GUARDS AND AIR VENTING

Tubular chrome front and rear guards blend with the styling and help protect the bike in the event of a stationary fall. Opening foot vents direct cool air.



IGNITION SWITCH

Ignition switch allows on-position key removal which prevents key bunches from scratching or damaging the chrome finish.



LEFT SWITCH CLUSTER

Control your on-board entertainment using the left switch cluster. Radio tuning, volume adjustment or even scrolling through iPod tracks is simple.



STORAGE AND CONNECTIVITY

This convenient, lockable and waterproof storage bin is suitable for small items such as mobile phones. It also acts as the area for iPod connectivity.



STANDARD PANNIERS

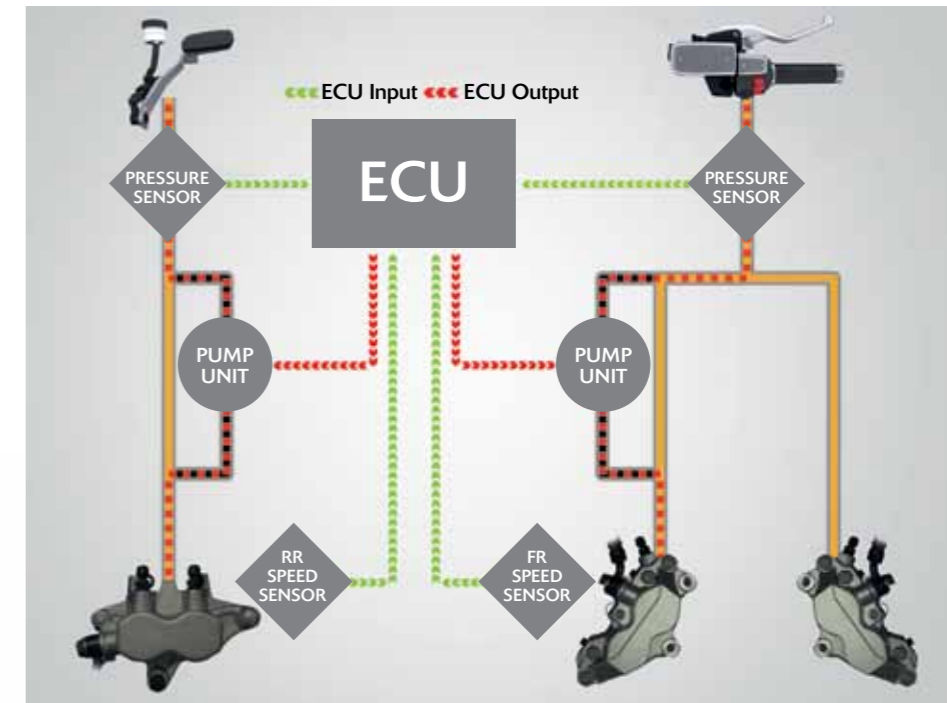
The luxurious hinged, top opening colour-coded panniers are watertight and lockable, with a generous volume of 38 litres each.

FEATURES

- KAWASAKI-ADVANCED COACTIVE-BRAKING TECHNOLOGY
- HANDLEBAR SWITCH SELECTABLE ELECTRONIC CRUISE CONTROL
- IPOD COMPATIBLE AUDIO SYSTEM WITH TWIN SPEAKERS
- 12 V POWER OUTLET SOCKET FOR OPTIONAL ACCESSORIES
- ELECTRONIC THROTTLE ACTUATION RESULTS IN SMOOTH RESPONSE
- BELT FINAL DRIVE IS QUIET AND REQUIRES LESS MAINTENANCE
- DUAL 35 W FOG LIGHTS CAN EASILY BE ADJUSTED VERTICALLY
- FEATURES INCLUDE GEAR INDICATOR, CLOCK AND FUEL CONSUMPTION
- 50 LITRE LOCKABLE TOP CASE ACCOMMODATES TWO FULL-FACE HELMETS



NOTHING CAN REPLACE A REWARDING DAY'S EXPLORING AND THE VN1700 VOYAGER COSSETS RIDER AND PASSENGER ALIKE. RELAX INTO THE SOFT LEATHER SEATS AND ENJOY THE PURPOSEFUL THROB OF THE POWERFUL AND CHARACTER FILLED, FUEL-INJECTED BIG V-TWIN ENGINE.



K-ACT COACTIVE BRAKING

Kawasaki-Advanced Coactive-braking Technology assists riders to execute controlled, balanced front and rear wheel braking. K-ACT ABS ensures ideal brake force distribution between calipers to maximise braking efficiency.



V-TWIN ENGINE

The 1700cc water-cooled V-twin engine is tuned for lazy cruising and strong mid-range acceleration. Its belt final drive is smooth and virtually maintenance free.



ANTI-LOCK BRAKES

Chances are you'll ride in all sorts of conditions – including rain and on low grip surfaces. The Voyager's state-of-the-art ABS is efficient, unobtrusive and works in perfect harmony with the K-ACT, Kawasaki's advanced coactive braking technology.



METALLIC GRAPHITE GREY /
METALLIC SPARK BLACK

SPECIFICATIONS - VN1700 VOYAGER

Engine type	Liquid-cooled, 4-stroke V-Twin	Fuel system	Fuel injection: Ø 42 mm x 2	Suspension, front	45 mm telescopic fork	L x W x H	2,560 x 995 x 1,550 mm
Displacement	1,700 cm ³	Lubrication	Forced lubrication, semi-dry sump	Suspension, rear	Swingarm with twin air- assisted adjustable shocks. Rebound damping: 4-way	Wheelbase	1,665 mm
Bore x stroke	102 x 104 mm	Transmission	6-speed, return	Brakes, front	Dual 300 mm discs. Caliper: Dual 4-piston	Ground clearance	135 mm
Compression ratio	9.5:1	Final drive	Belt	Brakes, rear	Single 300 mm disc. Caliper: Twin-piston	Seat height	730 mm
Maximum Power	54 kW (73 PS) / 5,000 rpm	Clutch	Wet multi-disc, manual			Curb mass	406 kg
Maximum torque	136 N·m (13.9 kgf·m) / 2,750 rpm	Frame type	Double-cradle, steel			Fuel capacity	20 litres
Valve system	SOHC, 8 valves	Tyre, front	130/90B16M/C 67H				
		Tyre, rear	170/70B16M/C 75H				

Electronic Cruise Control



Kawasaki Advanced Coactive-braking
Technology (ABS)



FOR MORE INFORMATION VISIT:
www.kawasaki.eu/vn1700voyager

VN1700 VOYAGER ACCESSORIES

CREATE THOSE PERSONAL TOUCHES WITH FACTORY APPROVED GENUINE ACCESSORIES. WHETHER ADDING EXTRA CHROME ITEMS, CONNECTING AN IPOD OR PASSENGER SPEAKERS TO THE SOUND SYSTEM, THERE IS A GROWING RANGE OF KAWASAKI WARRANTED QUALITY ITEMS AVAILABLE.



REAR SPEAKERS

Get the full benefit of your favourite sounds by fitting rear speakers. Attached to the top case, they allow your passenger to enjoy sounds while on the move.



IPOD CONNECTION

The only Apple and Kawasaki approved iPod connection lead quickly mates your mp3 player with the high quality on-board standard sound system.



TOP CASE INNER BAG

This bag features zippered closure and web strap handles plus water resistant coating. Handy inner pocket for small items and external pouches for water bottles.



RIDER INTERCOM SPEAKERS AND MICROPHONE

If you want to talk to your passenger, both you and they need a Genuine Accessory microphone and helmet speaker kit. Plug in and chat while you ride.



VN1700 VOYAGER CUSTOM

THINGS JUST GOT SERIOUS, TIME FOR THE NO COMPROMISE APPROACH OF THE VN1700 VOYAGER CUSTOM.

There's a certain attitude you need to cover serious V-twin distances, the sort of up-front, no compromise approach that only a single-minded motorcycle like this delivers. Understated and full of simmering intent, the Voyager Custom adds a raft of technology to a huge helping of American "Bagger" styling.

THE DARK ART OF DETAIL TOUCHES

Hours in the saddle melt away with this amazing spec list proving that V-twin attitude and rider comforts can combine. From blended-in luggage storage to on-board entertainment as standard, the Voyager Custom is built to cruise in style and deliver distance dreams you never thought possible.



THE RIDER'S VIEW

With meters styled on a 1960's muscle car, the Voyager Custom also features a high quality on-board stereo radio and optional iPod connectivity.



"BAGGER" STYLE PANNIERS

Accentuating the Stateside "Bagger" styling, the hinged and waterproof colour-coded, blended in panniers each have a 35 ltr capacity and are lockable.



RIDER COMFORT AND CONTROL

With generous rubber surfaced rider footboards, the Voyager Custom also comes equipped with an authentic "heel and toe" gearchange pedal.



ELECTRONIC CRUISE CONTROL

Covering huge mileages is easy with the convenience of electronic cruise control operated via the right handlebar switch cluster.

FEATURES

- K-ACT ELECTRONIC BRAKING
- "BAGGER" STYLE CUSTOM DESIGN
- ABS AS STANDARD FITMENT
- EXCELLENT MID-RANGE ACCELERATION
- AUDIO SYSTEM WITH IPOD LINK OPTION
- HANDLEBAR CONTROLLED FEATURES
- HASSLE FREE BELT FINAL DRIVE
- ELECTRONIC THROTTLE ACTUATION



BAD TO THE BONE. THE VN1700 VOYAGER CUSTOM COMBINES AVANT-GARDE UNCOMPROMISING "BAGGER" STYLING WITH MODERN DAY QUALITY, DURABILITY AND A SELECTION OF RIDER AIDS THAT MANY BIG-CAPACITY SO-CALLED CRUISERS CAN ONLY DREAM OF.



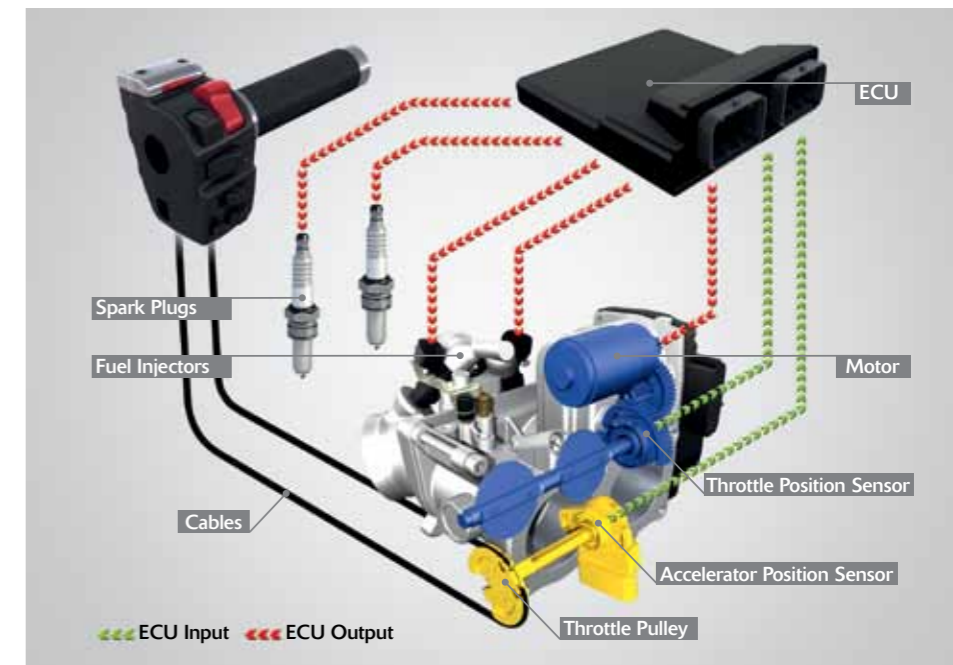
LUSTY V-TWIN

Full of character, the six speed 1700cc V-twin has the authentic style and presence you expect from a Kawasaki VN.



K-ACT ABS

K-ACT (Kawasaki Advanced Coactive-braking Technology) ABS enables riders to execute controlled, balanced braking. Designed to complement riders' applied brake force, K-ACT ABS ensures ideal brake force distribution to maximise braking efficiency.



ELECTRONIC THROTTLE CONTROL

Our fully electronic throttle actuation system enables the ECU to control both the fuel (via fuel injectors) and the air (via throttle valves) delivering a smooth, natural response.



METALLIC SPARK BLACK

VN1700 VOYAGER CUSTOM ACCESSORIES

THERE ARE GOING TO BE THOSE FINAL TOUCHES THAT ONLY YOU CAN DECIDE ON. MAKE LIFE EASIER BY CHOOSING FROM OUR RANGE OF FACTORY APPROVED GENUINE ACCESSORIES MADE TO FIT, TESTED FOR QUALITY AND COVERED BY A KAWASAKI WARRANTY.



iPOD CONNECTION

The only Apple and Kawasaki approved iPod connection lead quickly mates your mp3 player with the high quality on-board standard sound system.



RIDER INTERCOM SPEAKERS AND MICROPHONE

If you want to talk to your passenger, both you and they need a Genuine Accessory microphone and helmet speaker kit. Plug in and chat while you ride.

SPECIFICATIONS - VN1700 VOYAGER CUSTOM

Engine type	Liquid-cooled, 4-stroke V-Twin	Fuel system	Fuel injection: Ø 42 mm x 2	Suspension, front	45 mm telescopic fork	L x W x H	2,510 x 970 x 1,290 mm
Displacement	1,700 cm ³	Lubrication	Forced lubrication, semi-dry sump	Suspension, rear	Swingarm with twin air-assisted adjustable shocks. Rebound damping: 4-way	Wheelbase	1,665 mm
Bore x stroke	102 x 104 mm	Transmission	6-speed, return	Brakes, front	Dual 300 mm discs. Caliper: Dual 4-piston	Ground clearance	145 mm
Compression ratio	9.5:1	Final drive	Belt	Brakes, rear	Single 300 mm disc. Caliper: Twin-piston	Seat height	730 mm
Maximum Power	54 kW (73 PS) / 5,000 rpm	Clutch	Wet multi-disc, manual			Curb mass	382 kg
Maximum torque	136 N·m (13.9 kgf·m) / 2,750 rpm	Frame type	Double-cradle, steel			Fuel capacity	20 litres
Valve system	SOHC, 8 valves	Tyre, front	130/90B16M/C 67H				
		Tyre, rear	170/70B16M/C 75H				

Electronic Cruise Control



Kawasaki Advanced Coactive-braking Technology (ABS)



FOR MORE INFORMATION VISIT:
www.kawasaki.eu/vn1700voyagercustom



12V POWER SOCKET

Sat-Nav, air-bed compressor or camping light, there are loads of reasons you need more power, so why not specify this 12v power socket option.



CLOTH INNER BAGS

After a long and satisfying ride what's better than unlocking your panniers and lifting out your luggage all packed in high quality branded inner bags.

VN1700 CLASSIC TOURER

IT'S TIME TO REVEL IN THE LUXURIOUS BIG-CAPACITY V-TWIN EMOTIONS THAT ONLY A CLASSIC TOURER CAN HARNESS.

So what's your hurry? The VN1700 Classic Tourer lets you dictate the pace and decide when it's time to rest and reflect. It's not just about always going that extra mile, it's recollecting every view along the way and creating V-twin memories to share and remember forever.



FIRST CLASS FEATURES

It's not long before you start noting clever little touches, the things that make you realise someone has really thought about delivering an exceptional riding sensation filled with true character. Rider or passenger, the feeling is the same, amazing two-wheeled luxury combined with an evocative V-twin experience.



CRUISE CONTROL

Watch the miles drift away and set your own pace via the convenient handlebar mounted cruise control adjuster buttons.



CONVENIENCE AND PROTECTION

Colour coded and lockable, waterproof hard panniers are standard fit, so too are front and rear tubular chromed protection bars plus rider and passenger foot boards.



WIND DEFLECTORS

A thoughtful touch, these standard fit wind deflectors push the oncoming breeze away from the rider's waist and upper leg area.



FULL INSTRUMENTATION

Displays on the tank mounted instrument cluster include a gear indicator, fuel gauge, clock, odometer, dual trip meters, tank range and average fuel consumption.



PASSENGER COMFORT

Relax and unwind in a deeply padded and plush individual passenger seat. Combined with the padded backrest the miles and hours just melt away.

FEATURES

- TOURING WINDSHIELD AND DEFLECTORS
- K-ACT ELECTRONIC BRAKE SYSTEM
- LOCKABLE AND COLOUR CODED PANNIERS
- ELECTRONIC CRUISE CONTROL
- TANK MOUNTED LCD DISPLAY
- ABS BRAKING AS STANDARD
- SIX SPEED WITH OVERDRIVE GEARBOX



WITH TIMELESS "COME ON LET'S RIDE" LOOKS, THE VN1700 CLASSIC TOURER IS THE PERFECT MACHINE TO TAKE YOU AND A PASSENGER ON COUNTLESS VOYAGES OF DISCOVERY. AN AFTERNOON RUN, A WEEKEND'S FUN OR A MONTH IN THE MOUNTAINS, THE JOURNEY STARTS HERE.



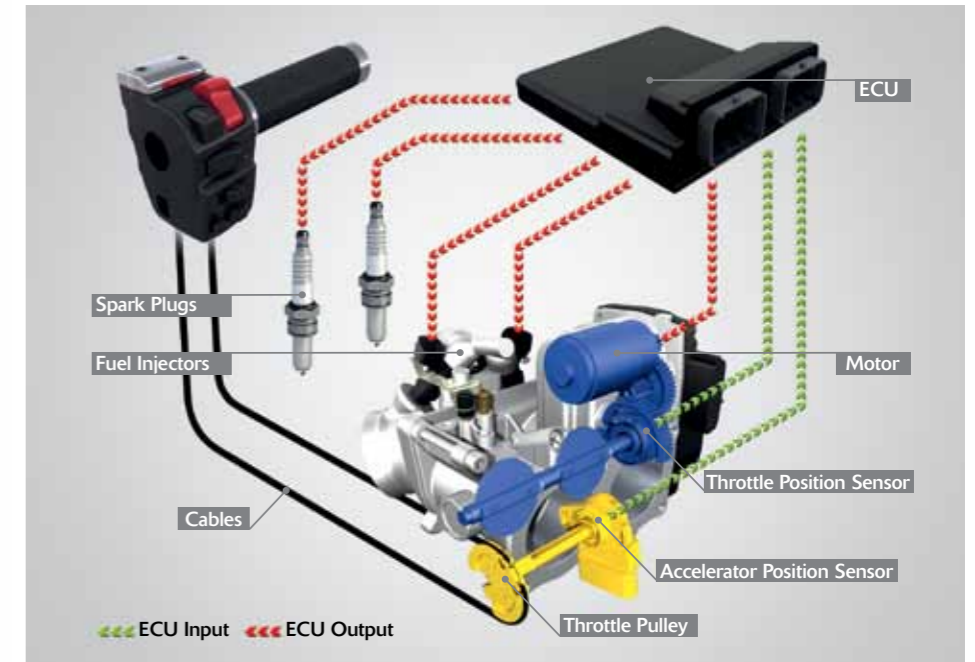
V-TWIN ENGINE

Full of torque, full of character, the big water-cooled V-twin asks nothing of you other than your enjoyment of the ride.



REASSURING BRAKING

With K-ACT front and rear braking forces are balanced for the most efficient and safe braking whatever the conditions.



ELECTRONIC THROTTLE CONTROL

Our fully electronic throttle actuation system enables the ECU to control both the fuel (via fuel injectors) and the air (via throttle valves) delivering a smooth, natural response.



METALLIC TITANIUM /
METALLIC SPARK BLACK

VN1700 CLASSIC TOURER ACCESSORIES

IT'S LOADED AS STANDARD, BUT THERE'S ALWAYS ANOTHER LITTLE ADD-ON RIGHT? TAKE A LOOK AT THE CHOICE AND QUALITY OFFERED BY OUR GENUINE ACCESSORY RANGE. EACH ITEM IS BESPOKE DESIGNED, FACTORY APPROVED AND EVEN COMES WITH A PEACE OF MIND WARRANTY.



50 LTR CAPACITY TOUR TRUNK

Don't leave anything behind with the addition of this generous 50 ltr capacity touring trunk with integrated padded back rest.



VN1700 Classic shown.

SPOT LIGHTS AND BAR

Light up the road ahead with a pair of these optional chrome halogen spot lights plus mounting bar.

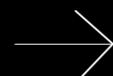
SPECIFICATIONS - VN1700 CLASSIC TOURER

Engine type	Liquid-cooled, 4-stroke V-Twin	Fuel system	Fuel injection: Ø 42 mm x 2	Suspension, front	43 mm telescopic fork	L x W x H	2,500 x 1,025 x 1,465 mm
Displacement	1,700 cm ³	Lubrication	Forced lubrication, semi-dry sump	Suspension, rear	Swingarm with twin air-assisted adjustable shocks. Rebound damping: 4-way	Wheelbase	1,665 mm
Bore x stroke	102 x 104 mm	Transmission	6-speed, return	Brakes, front	Dual 300 mm discs. Caliper: Dual 4-piston	Ground clearance	140 mm
Compression ratio	9.5:1	Final drive	Belt	Brakes, rear	Single 300 mm disc. Caliper: Twin-piston	Seat height	730 mm
Maximum Power	54 kW (73 PS) / 5,000 rpm	Frame type	Double-cradle, steel			Curb mass	382 kg
Maximum torque	136 N·m (13.9 kgf·m) / 2,750 rpm	Tyre, front	130/90B16M/C 67H			Fuel capacity	20 litres
Valve system	SOHC, 8 valves	Tyre, rear	170/70B16M/C 75H				

Electronic Cruise Control



Kawasaki Advanced Coactive-braking
Technology (ABS)



FOR MORE INFORMATION VISIT:
www.kawasaki.eu/vn1700classicourer



CHROME RACK

Lightweight tent or emergency waterproofs, strap them to this bespoke designed hard-chromed, tubular steel rear rack.



CLOTH INNER BAGS

After a long and satisfying ride what's better than unlocking your panniers and lifting out your luggage all packed in high quality branded inner bags.



VN1700 CLASSIC

KEEP IT SIMPLE. YOU PLUS A CLASSICALLY STYLED CRUISER AND A CHOICE OF ROAD - WHAT COULD BE BETTER?

Loaded with V-Twin character, the VN1700 Classic tells it like it is, straightforward, between the eyes and direct. Feel the wind in your face, grip the wide bars and experience 1700cc's of torque pushing you towards the next horizon. If its classic cruising you're searching for you've just hit the jackpot.

CLASSIC LINES AND TIMELESS STYLE

It's the details that make the difference and the VN1700 Classic is deep with detail. A clever blend of traditional V-Twin style, good old fashioned engineering and up to date rider aids create a great combination and deliver a rewarding and engaging experience for rider and passenger alike.



FULL INSTRUMENTATION

Displays on the tank mounted instrument cluster include a gear indicator, fuel gauge, clock, odometer, dual trip meters, tank range and average fuel consumption.



BELT FINAL DRIVE

Quiet in operation, ultra-low maintenance and oil free, the ultra-strong belt final drive is another clever touch that ensures you spend maximum time riding and minimum time adjusting.



V-TWIN ENGINE

The classic configuration is equipped with 6 speeds including an overdrive ratio plus a semi-dry sump layout keeping engine dimensions compact while careful tuning prioritises mid-range response.



REAR SUSPENSION

Equipped as standard with air-shocks, there are four optional rebound damping settings to adjust the ride to your preference and your planned riding route.



TWIN MUFFLERS

Deep chromed and slash cut, the twin mufflers of the VN1700 Classic emit a pleasing and purposeful throb as you progress toward the next horizon.



K-ACT ABS

K-ACT (Kawasaki Advanced Coactive-braking Technology) ABS enables riders to execute controlled, balanced braking. Designed to complement riders' applied brake force, K-ACT ABS ensures ideal brake force distribution to maximise braking efficiency.

FEATURES

- EXCELLENT MID-RANGE ACCELERATION
- ELECTRONIC THROTTLE ACTUATION
- SIX GEARS INCLUDING OVERDRIVE
- OIL-FREE BELT FINAL DRIVE
- K-ACT BALANCED BRAKING
- DRY SUMP ENGINE DESIGN
- COMPACT LED TAIL-LIGHT
- TANK MOUNTED INSTRUMENTS
- INDIVIDUAL RIDER AND PASSENGER SEATS





VN1700 CLASSIC ACCESSORIES

IF YOU ARE LOOKING TO COVER DISTANCE THEN MAYBE YOU'LL WANT TO ADD SOME TOURING FOCUSED KAWASAKI GENUINE ACCESSORIES, MADE TO FIT FIRST TIME AND FULLY APPROVED.



LARGE TOURING SCREEN

Defeat the wind blast and ride in style with this generous full screen and chrome mounting kit that's bespoke designed and ready to enhance your VN1700.



LEATHER PANNIERS

For that authentic luggage look why not specify this genuine leather top opening pannier set complete with buckle details and metal stud decoration.



BACK REST AND SISSY BAR

Your passenger can rest easy thanks to a hard chrome metal sissy bar and finely detailed padded leather backrest.



SPOT LIGHTS AND BAR

Light up the road ahead with a pair of these optional chrome halogen spot lights plus mounting bar.

VN1700 LIGHT TOURER

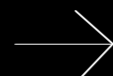
ALSO AVAILABLE IS THE VN1700 LIGHT TOURER WHICH COMES SUPPLIED WITH WINDSHIELD AND SADDLEBAGS FITTED AS STANDARD.

EBONY

SPECIFICATIONS - VN1700 CLASSIC

Engine type	Liquid-cooled, 4-stroke V-Twin	Fuel system	Fuel injection: Ø 42 mm x 2	Suspension, front	43 mm telescopic fork	L x W x H	2,500 x 1,025 x 1,155 mm
Displacement	1,700 cm ³	Lubrication	Forced lubrication, semi-dry sump	Suspension, rear	Swingarm with twin air-assisted adjustable shocks. Rebound damping: 4-way	Wheelbase	1,665 mm
Bore x stroke	102 x 104 mm	Transmission	6-speed, return	Brakes, front	Dual 300 mm discs. Caliper: Dual 4-piston	Ground clearance	130 mm
Compression ratio	9.5:1	Final drive	Belt	Brakes, rear	Single 300 mm disc. Caliper: Twin-piston	Seat height	720 mm
Maximum Power	55 kW [74 PS] / 5,000 rpm	Clutch	Wet multi-disc, manual			Curb mass	349 kg
Maximum torque	135 N·m [13.7 kgf·m] / 2,750 rpm	Frame type	Double-cradle, steel			Fuel capacity	20 litres
Valve system	SOHC, 8 valves	Tyre, front	130/90B16M/C 67H				
		Tyre, rear	170/70B16M/C 75H				

Kawasaki Advanced Coactive-braking Technology (ABS)



FOR MORE INFORMATION VISIT:
www.kawasaki.eu/vn1700classic

MID-CAPACITY MASTERCLASS

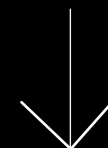
THE VN900 IS SEEN BY MANY AS THE DEFINITIVE MID-CAPACITY CRUISER. FLUID RESPONSE, PROPORTIONS THAT LOOK RIGHT FROM ANY ANGLE AND A RIDE LIKE NO OTHER – SHEER CLASS.



THREE WAY SPLIT

You've chosen the VN900 but you still have options – three to be exact. Classic is, well, just that, a defining middle-weight cruiser loved across the globe. Classic Special Edition takes a different perspective while Custom is raked and ready to ride. Three machines and one promise – freedom.

FOR MORE INFORMATION VISIT:
www.kawasaki.eu/cruiser





VN900 CLASSIC

**BE INSPIRED, BE THRILLED THEN BE MOVED BY OUR PASSION TO
CREATE A CRUISER CRAFTED WITH YOU IN MIND.**

Enjoy the authentic thrill of a V-Twin engine, delight in the easy handling, balance, poise and exhaust note then admire the carefully sculpted curves. A machine like this could really only be called one thing, Classic.

FULLY LOADED

The simple clean and considered lines of the VN900 Classic are matched to clever touches that make it stand out above the competition. High-precision Kawasaki engineering matched to timeless V-twin character with an added dose of practicality mark the Classic out as a class leading and desirable cruiser.



V-TWIN ENGINE

Liquid-cooled and fuel injected, the mid-capacity V-twin has authentic looks plus technical features like silent cam-chains and torque inducing long inlet tracts.



SLASH CUT EXHAUSTS

Evoking the heritage of cruiser bike styling, the large bore twin silencers emit a pleasing note and are slash cut to create that essential styling touch.



INSTRUMENTATION

The chrome tank mounted instrument console features speedometer and fuel gauge plus fuel level, fuel injection, coolant, oil pressure, neutral, turn signal and high beam indicator lights.



BELT FINAL DRIVE

Dispensing with a chain needing frequent lubrication, inspection and adjustment, the VN900 uses a much quieter and almost maintenance-free belt final drive.



REAR SUSPENSION

The rear suspension features 7-way preload adjustment with the shock and linkage tucked in out of sight to give the swing-arm a clean, uncluttered look.



CLASSIC WIDE RIMS

Wide chrome rims and classically laced spoked wheels are matched to super-efficient hydraulic disc brakes for great cruiser looks and surefooted stopping.

FEATURES

- A2 LICENCE COMPLIANT
- OPTIONAL 25KW POWER DOWN KIT
- BELT FINAL DRIVE
- "HEEL & TOE" GEARSHIFT
- FUEL INJECTED ENGINE
- WIDE CHROME WHEELS
- "HARD TAIL" LOOK REAR END
- RUBBER MOUNTED ENGINE
- TWIN THROTTLE VALVES





SPECIAL EDITION *

EBONY / METALLIC GRAPHITE GREY

METALLIC SPARK BLACK

VN900 CLASSIC ACCESSORIES

MAKE YOUR VN900 EAT UP THE MILES WITH A GREAT CHOICE OF ACCESSORIES. CHROME ITEMS, LUGGAGE OR ADDITIONAL ILLUMINATION, IT'S ALL THERE AND ALL FACTORY APPROVED.



WINDSCREEN

Stay out of the gale with this large touring screen. Complete with chromed mountings, it also adds a generous degree of weather protection.



LEATHER PANNIERS

These quality leather panniers accentuate the style of the VN900. With top closing lids, buckles and deep embossing, they each offer a useful 2x15 ltr capacity.

SPECIFICATIONS - VN900 CLASSIC

Engine type	Liquid-cooled, 4-stroke V-Twin
Displacement	903 cm ³
Bore x stroke	88.0 x 74.2 mm
Compression ratio	9.5:1
Maximum Power	35 kW [48 PS] / 5,700 rpm
Maximum torque	77 N·m [7.9 kgf·m] / 3,700 rpm
Valve system	SOHC, 8 valves

Fuel system	Fuel injection: Ø 34 mm x 2 with dual throttles
Lubrication	Forced lubrication, wet sump
Transmission	5-speed, return
Final drive	Belt
Clutch	Wet multi-disc, manual
Frame type	Double-cradle, steel
Tyre, front	130/90-16M/C 67H
Tyre, rear	180/70-15M/C 76H

Suspension, front	41 mm telescopic fork
Suspension, rear	Uni-Trak with 7-way adjustable preload
Brakes, front	Single 300 mm disc. Caliper: Twin-piston
Brakes, rear	Single 270 mm disc. Caliper: Twin-piston

L x W x H	2,465 x 1,005 x 1,065 mm
Wheelbase	1,645 mm
Ground clearance	135 mm
Seat height	680 mm
Curb mass	282 kg
Fuel capacity	20 litres
Power down kit	25 kW

Dual Throttle Valves A2 Licence Compliant



FOR MORE INFORMATION VISIT:
www.kawasaki.eu/vn900classic

*VN900 CLASSIC SPECIAL EDITION

With some subtle dark surface treatments to the engine and front forks, as well as a classy and understated two-tone paint scheme with pin-stripping, the VN900 cuts a classic dash.



CHROME RACK

Solid and purposeful, this chrome bar-section rack comes in handy for carrying waterproofs or even a lightweight overnight tent.



RUNNING LIGHTS AND LIGHT BAR

Show them you're coming with a light bar mounted set of class extra lights to compliment the headlamp plus smaller white-lens equipped indicators.

VN900 LIGHT TOURER

ALSO AVAILABLE IS THE VN900 LIGHT TOURER WHICH COMES WITH WINDSHIELD AND SADDLEBAGS FITTED AS STANDARD.

VN900 CUSTOM

THIS IS MADE FOR YOU. THE VN900 CUSTOM REPRESENTS A TOTALLY FRESH TAKE ON THE VN900 CONCEPT.

Lashings of gloss and matt black, a kicked out front end and skinny wheel plus pull-back bars mark this street custom out as something special. Around town or on tour, you are going to get noticed while you enjoy the look, feel and sound of a truly individual mid-capacity V-Twin cruiser package.



DETAILS MAKE A DIFFERENCE

Dark and mysterious, the VN900 Custom invites you to look closer, to search out styling cues and design touches that set it aside from the mass-market herd. Maybe you never considered a cruiser before, maybe the looks didn't speak to you. Now examine the VN900 Custom and ask yourself, "Well, why not?"



V-TWIN ENGINE

Doesn't that look good! The responsive water-cooled V-twin is treated to a lustrous black finish while subtle fin details are highlighted in silver.



REAR END STYLING

Those chunky slash cut matt-black silencers are just one clever design element. Look at that lovely fat rear tyre mounted on a black rim pinstriped in green – class.



BELT FINAL DRIVE

Dispensing with a chain needing frequent lubrication, inspection and adjustment, the VN900 uses a much quieter and almost maintenance-free belt final drive.



FRONT BRAKE

Slowing things down up front is a compact and efficient twin piston brake caliper acting on a sporty drilled disc rotor – another way the custom is different.



MULTI-SPOKE WHEEL

The 21" cast front wheel combines a spoked rim look with a sporty cast wheel construction to deliver a talking point that accentuates the custom's style.



RIDER FOOTRESTS

With its individual approach, it's no surprise to see footrests in place of footboards, another way to reveal a fresh new approach to design.

FEATURES

- BELT FINAL DRIVE
- 21" CAST FRONT WHEEL
- A2 LICENCE COMPLIANT
- SOLID CAST REAR WHEEL
- PULL BACK HANDLEBARS
- DUAL THROTTLE VALVES
- 25KW POWER DOWN KIT AVAILABLE
- "HARD TAIL" LOOK REAR END
- PINSTRIPED WHEEL RIMS





METALLIC FLAT PLATINUM GREY / FLAT EBONY

VN900 CUSTOM ACCESSORIES

IT'S SUCH A DISTINCTIVE BIKE SO YOU NEED A LINE OF VERY SPECIAL ACCESSORIES FOR YOUR VN900 CUSTOM. TAKE YOUR RIDE TO THE NEXT LEVEL WITH HIGH-QUALITY EXTRAS.



SMOKED SCREEN

Swept back, curved and figure-hugging, this stylish and sporty looking wind-shield fits well with the avant-garde personality of this classy machine.



BILLET STYLE GRIPS

For that mean Stateside low-rider look why not go for a pair billet style metal hand grips complete with rubber inserts to add style and all weather grip.

SPECIFICATIONS - VN900 CUSTOM

Engine type	Liquid-cooled, 4-stroke V-Twin	Fuel system	Fuel injection: Ø 34 mm x 2 with dual throttles	Suspension, front	41 mm telescopic fork	L x W x H	2,405 x 895 x 1,120 mm
Displacement	903 cm ³	Lubrication	Forced lubrication, wet sump	Suspension, rear	Uni-Trak with 7-way adjustable preload	Wheelbase	1,645 mm
Bore x stroke	88.0 x 74.2 mm	Transmission	5-speed, return	Brakes, front	Single 300 mm disc. Caliper: Twin-piston	Ground clearance	140 mm
Compression ratio	9.5:1	Final drive	Belt	Brakes, rear	Single 270 mm disc. Caliper: Twin-piston	Seat height	685 mm
Maximum Power	35 kW (48 PS) / 5,700 rpm	Clutch	Wet multi-disc, manual			Curb mass	278 kg
Maximum torque	77 N·m (7.9 kgf·m) / 3,700 rpm	Frame type	Double-cradle, steel			Fuel capacity	20 litres
Valve system	SOHC, 8 valves	Tyre, front	80/90-21M/C 48H			Power down kit	25 kW
		Tyre, rear	180/70-15M/C 76H				

Dual Throttle Valves A2 Licence Compliant



LEATHER SADDLE-BAGS

You want luggage capacity but demand that real outlaw style, try these leather panniers each with 15 ltr capacity and featuring solid inner bodies plus nice buckle details.



BACKREST AND RACK

For your passenger, try a padded back rest for added comfort plus a sturdy small chrome rack that can take small extras like your waterproofs.

FOR MORE INFORMATION VISIT:
www.kawasaki.eu/vn900custom

W800

EXPERIENCE COMES WITH AGE. CONSIDER NOW THE SIMPLE, TIMELESS APPEAL OF THE W800.

Our parallel twin heritage stretches way back to the iconic W1 of the 1960's. Simple, pure virtues never go out of fashion and the W800 is a beacon of pure motorcycling values in an increasingly complicated world. Evocative styling and a willing engine ready to pull from the lowest revs, you'll never forget your first W800 experience.



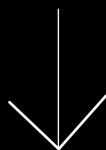
CLASSIC MOTORCYCLE THRILLS

THE SIMPLE THRILL OF RIDING IS NEVER FORGOTTEN NOR THE EMOTIONAL IMPACT EVER DIMINISHED. CAPTURE THE VERY ESSENCE OF CLASSIC BIKING PLEASURE WITH THE W800.



THE GREAT ESCAPE

Escape modern pressures and recapture the simple delight of two wheels, two cylinders and a single minded desire to enjoy the ride. Choose the lustre of the Classic W800 or the fashionable black finishes of the Special Edition – either way it's a passport to pure biking pleasure.



CLASSIC MOTORCYCLING DETAILS

The W800 is not just built it's crafted. Metal and polished parts shine where plastic or bare finish would be the norm and under the skin it's the same, real engineering, real quality and genuine attention to detail. Our engineering pride shows in every detail delivering an authentic and rewarding ownership experience.



58
PARALLEL TWIN ENGINE

The classic air-cooled parallel twin exhibits beautiful proportions and delivers strong, dependable and rewarding power where and when you need it.



BEVEL DRIVE CAMSHAFT

Precise camshaft timing and a classic Kawasaki engineering touch are delivered courtesy of high precision direct actuation via a shaft and bevel gears.



AUTHENTIC INSTRUMENTS

The separate analogue speedometer and rev counter also incorporate odometer, trip meter and clock plus low fuel level, turn signal, high beam, neutral and oil pressure warning lamps.



CLASSIC REAR STYLE

A classic tubular swinging arm is served by coil shock absorbers. Braking is provided by a classic drum brake set up delivering sure stopping in all weathers.



DEEP CHROME EXHAUSTS

Beautifully proportioned, the curve of the twin exhausts each feed an individual heat-shield equipped silencer emitting a pleasing and evocative sound.



DISC FRONT BRAKE

Keeping pace with modern traffic, the W800 is well served by a twin piston hydraulic brake caliper and heat dissipating, floating front brake rotor.

FEATURES

- A2 LICENCE COMPLIANT
- BEVEL DRIVE CAMSHAFT
- RELAXED RIDING POSITION
- STANDARD CENTRE STAND
- FUEL INJECTION EQUIPPED
- TWIN THROTTLE VALVES
- ALLOY RIMS AND SPOKED WHEELS
- AUTHENTIC TANK KNEE PADS
- CLASSIC 360° FIRING ORDER





METALLIC NOCTURNE BLUE

SPECIAL EDITION *
EBONY

W800 ACCESSORIES

THIS CLASSIC STYLE OF MACHINE HAS ALWAYS BEEN PERSONALISED, SO GO WITH THE FLOW AND CONSIDER THE GREAT RANGE OF ADD-ON ITEMS AVAILABLE FOR THE W800 AND W800 SPECIAL EDITION.



BIKINI COWLING

For an authentic retro café-racer look – plus some welcome weather protection – fit a lovely curved bikini cowl which accommodates standard handlebars.



UPSWEPT SILENCERS

A throaty sound and great style are delivered by these upswept and tapered silencers. Simple to fit they replace the standard silencers for a racier look.

SPECIFICATIONS - W800

Engine type	Air-cooled, 4-stroke Vertical Twin	Fuel system	Fuel injection: Ø 34 mm x 2 with sub-throttles	Suspension, front	39 mm telescopic fork	L x W x H	2,190 x 790 x 1,075 mm
Displacement	773 cm ³	Lubrication	Forced lubrication, wet sump	Suspension, rear	Twin shocks.	Wheelbase	1,465 mm
Bore x stroke	77.0 x 83.0 mm	Transmission	5-speed, return		Spring preload: 5-way	Ground clearance	125 mm
Compression ratio	8.4:1	Final drive	Sealed chain	Brakes, front	Single 300 mm disc.	Seat height	790 mm
Maximum Power	35 kW (48 PS) / 6,500 rpm	Clutch	Wet multi-disc, manual		Caliper: Twin-piston	Curb mass	217 kg
Maximum torque	60 N·m (6.1 kgf·m) / 2,500 rpm	Frame type	Double-cradle, high-tensile steel	Brakes, rear	Drum, 160 mm	Fuel capacity	14 litres
Valve system	SOHC, 8 valves	Tyre, front	100/90-19M/C 57H				
		Tyre, rear	130/80-18M/C 66H				

Dual Throttle Valves A2 Licence Compliant



FOR MORE INFORMATION VISIT:
www.kawasaki.eu/w800

*W800 SPECIAL EDITION

Mixing traditional styling with the latest colour trends, the W800 Special Edition reveals satin black engine surfaces, a luscious red and black two-tone fuel tank and black rims.



SINGLE PERSON SEAT

Transform the looks of your W800 and add café style with this expertly crafted single person sports seat complete with race-style raised bump-stop.



W800 CAFÉ STYLE

Authentic 1960's café styling transforms the looks of the W800. Each accessory adds to a sporty look yet none require any modifications, just fit and ride.



GENUINE PRODUCTS

MAINTAIN THE LOOKS, PERFORMANCE AND VALUE OF YOUR MACHINE BY USING GENUINE KAWASAKI SPARE PARTS. ONLY KAWASAKI GENUINE SPARE PARTS DELIVER ULTIMATE PEACE OF MIND AND ARE AVAILABLE FROM ANY KAWASAKI DEALER. REST EASY KNOWING YOU HAVE FITTED THE BEST PARTS BAR NONE FOR YOUR KAWASAKI MOTORCYCLE.



K-CARE

WE'VE GOT YOU COVERED. K-CARE HAS BEEN CREATED TO ENHANCE YOUR OWNERSHIP EXPERIENCE AND IS ONLY AVAILABLE FROM, AND ENDORSED BY, KAWASAKI. INCLUDING THINGS LIKE EXTENDED WARRANTY, THESE VALUABLE CUSTOMER PROGRAMMES ARE AVAILABLE EXCLUSIVELY FOR PRODUCTS OFFICIALLY IMPORTED BY KAWASAKI MOTORS N.V AND SOLD THROUGH ITS OFFICIAL NETWORK.



CLOTHING & MERCHANDISE

TOP GEAR. CRAFTED WITH AS MUCH CARE AS YOUR MOTORCYCLE, CHOOSE FROM A VARIETY OF KAWASAKI CLOTHING AND MERCHANDISE, EACH ITEM CRAFTED TO ENHANCE YOUR RIDING AND LEISURE EXPERIENCE.

Note: Offerings may vary by market. Check with your dealer or local official Kawasaki website for details of K-CARE programmes that apply in your area.



Always ride responsibly. Respect the law and the environment. Always ride within the limits of your skills, your experience, and your machine. Wear an approved helmet and protective clothing. Adhere to the instructions and maintenance schedule in your owner's manual. Never drink and ride. Specifications have been achieved by production models under standard operating conditions. Data are intended to describe motorcycles and their performance capabilities fairly but may not apply to every machine. Specifications likely to change without notice. Specifications, products and illustrated equipment may vary by market. The actions depicted here took place under controlled conditions with professional riders. Never attempt any action which is potentially dangerous. Valuable K-Care customer programmes are available exclusively for products officially imported by Kawasaki Motors Europe N.V. and sold through its official network.

Copyright © 2013 Kawasaki Motors Europe N.V.

All rights reserved. Subject to the exceptions provided for by law, no part of this publication may be reproduced and/or published in print, by photocopying, on microfilm, electronically or in any other way without the prior written consent of the copyright holder.



The Kawasaki Genuine Products logo is a mark of quality. It can only be found on products manufactured to our exacting standards either by or on behalf of Kawasaki Motors Europe N.V.

Kawasaki Motors Europe N.V.

Jacobus Spijkerdreef 1-3
2132 PZ Hoofddorp
The Netherlands

E99941-2885

For more information, please visit www.kawasaki.eu | www.kawasaki-racingteam.eu

Your official Kawasaki dealer:

