

SPORT TOURER 2015



Kawasaki



OUR HERITAGE

KAWASAKI REPRESENTS A UNIQUE ENGINEERING HERITAGE AND A WEALTH OF TECHNOLOGICAL EXPERTISE COMBINED WITH PASSION, PERFORMANCE AND INDIVIDUALITY.

You can't buy or "invent" heritage, that's why our history of creating iconic machines is the envy of other manufacturers and celebrated with such enthusiasm by loyal Kawasaki riders the world over. Our hard won reputation for manufacturing provocative and distinctive motorcycles creates a positive point of difference in a world of uniformity and sets Kawasaki apart.



RACING HEART

FROM WORLD SUPERSPORT AND WSBK TO CHALLENGING SUPERCROSS ARENAS AND MOTOCROSS CIRCUITS, KAWASAKI'S COMPETITION HEART BEATS IN THE CHEST OF EVERY RIDER AND RESONATES AT THE CORE OF EVERY LIME GREEN MACHINE.

Proof – it's understood that Ninja riders demand and expect proof of performance and success. Making the WSBK Superbike EVO and 600cc Stock classes their own, Kawasaki proved once again in 2014 the race and Championship winning potential of the street and track ready Ninja range. With eight race wins and 16 podiums in 24 races for Tom Sykes, the WSBK podium was once more familiar territory.



4



RIDE TO WIN

As current Motocross of Nations team winners, Kawasaki look to 2015 with team and individual success as a core target with some big name riders in place. And off-road there is no bigger name than Ryan Villopoto. Four time AMA World Supercross title holder,

"RV" races in MXGP for 2015 and he's not aiming to fill the "also-ran" race places. Riding under the Kawasaki Racing Team banner, the 26 year old has set his sights on outdoor success to underpin his stadium status as one of Kawasaki's winningest riders ever.

JUDGEMENT DAY

Engineering, technology and a passion to compete. The desire to gain that vital fraction of a second, that final metre of track and that coveted podium top step. And what fuels that passion? The drive to build still more advanced motorcycles and to meet the performance expectations of Kawasaki fans. Judge us by our success; judge us by our track record.

www.kawasaki.eu/racing



2015 SPORT TOURER RANGE

FIND NEW HORIZONS YOUR OWN WAY WITH THE 2015 KAWASAKI SPORT TOURER RANGE. GET READY TO GO THE DISTANCE WITH THE PERFECT MACHINES TO TAKE YOU THE DISTANCE.

Every rider has their own way to tackle a journey and Kawasaki has a sport tourer to meet your ambitions. From the hyper-sports intent of the ZZR1400 to the restyled and technologically overhauled 1400GTR, to the ever-willing Z1000SX and the Versys 1000 and 650, also both all-new for 2015, we're ready to go.



1400GTR _____ **p8**

The 1400GTR is designed for distance. A restyle and host of technological innovations keep it at the front of its class for 2015.

FEATURES _____ p12 - p15
 SPECIFICATIONS AND COLOURS _____ p16
 ACCESSORIES _____ p18



ZZR1400 _____ **p20**

Built to dominate, the ZZR is not just the fastest accelerating production machine; it also devours distance with insatiable hunger.

FEATURES _____ p24 - p29
 SPECIFICATIONS AND COLOURS _____ p30
 ACCESSORIES _____ p32



Z1000SX _____ **p34**

The definitive litre class Sport Tourer. With a sporting heart and practical features it has the power to move you.

FEATURES _____ p38 - p41
 SPECIFICATIONS AND COLOURS _____ p42
 ACCESSORIES _____ p44



VERSYS 1000 _____ **p46**

Change your view of sports adventure litre machines with the only one four-cylinder bike in its class, all-new for 2015.

FEATURES _____ p50 - p53
 SPECIFICATIONS AND COLOURS _____ p54
 ACCESSORIES _____ p56




VERSYS 650 _____ **p58**

All roads, one bike for town and country riders – the restyled and re-engineered Versys 650 delivers wherever you go.

FEATURES _____ p60 - p65
 SPECIFICATIONS AND COLOURS _____ p66
 ACCESSORIES _____ p68

We are behind you all the way with customer care packages, branded clothing and accessories plus quality genuine parts.

GENUINE PRODUCTS _____
 K-CARE _____
 CLOTHING & MERCHANDISE _____ p70 - p71

FOR MORE INFORMATION ABOUT THE KAWASAKI 2015 SPORT TOURING RANGE VISIT THE OFFICIAL KAWASAKI WEBSITE AT:
WWW.KAWASAKI.EU 

1400GTR

RESET YOUR TRIP METER – NEW HORIZONS JUST GOT CLOSER.

The 1400GTR has set the standard for long-distance potential with supersport performance. For 2015 Kawasaki's most complete sport tourer to date raises the bar again, with engine and chassis refinements and even greater comfort to make continent-crossing trips a compelling prospect. The Kawasaki 1400GTR is designed for distance.



DESIGNED FOR DISTANCE

A NEW VENTED PROGRAMMABLE ELECTRIC SCREEN, REDESIGNED SEAT AND REVISED LUGGAGE OPTIONS MAKE THE 1400GTR EVEN MORE RIDER AND PILLION FRIENDLY THAN EVER BEFORE. YOUR COMFORT IS A GIVEN ON EVEN THE LONGEST TRIP.



MAX POWER WITH RAM AIR

160 PS

8,800 rpm



POWERFUL PARTNERSHIP

The 1400GTR's variable valve timed 1352cc inline-four engine has power to spare whether travelling solo or with a pillion. A revised first gear ratio makes for improved low-speed control and acceleration. A remapped engine management system fine tunes power delivery to match these innovations for 2015.

MAX TORQUE

136 N•m {13.9kgf•m}

6,200 rpm

DISTANCE DELIGHTS

The 1400GTR is designed to maximise sport and touring pleasure for rider and passenger. New comfort features for 2015 include the addition of directional vents to the electric screen and a redesigned sculpted seat. Together with a host of other impressive touring technology, we can truly say the 1400GTR is designed for distance.



INSTRUMENTS

Multi-function LCD digital display includes a fuel gauge and trip computer showing consumption and cruising range plus odometer, twin trip meters, gear position indicator, coolant temperature gauge plus battery voltage readings and clock.



DETACHABLE PANNIERS

Rated at 35 litres capacity each, the two lockable and water-resistant colour-coded panniers are easily detachable, have fold out handles and can hold a full-face helmet.



ELECTRONIC SCREEN

Operated by a handlebar switch, the high and wide electronic screen deflects wind blast away from the rider. A memory function lets you return the screen to a preset position.



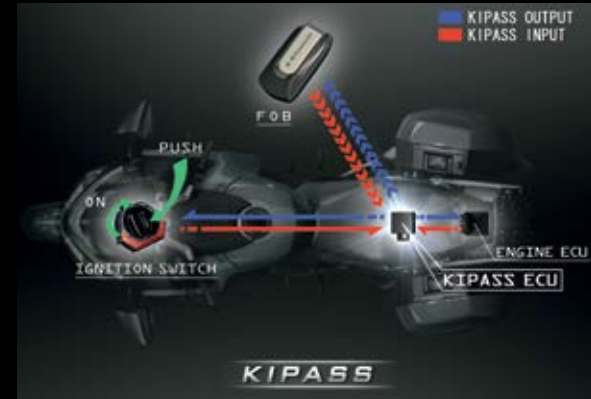
SCREEN VENT

A manually operated vent has been added to the electronic screen for 2015. This allows the air pressure to be equalised on both sides of the screen to reduce buffeting and the effects of negative pressure behind the screen which tends to pull the rider forward at speed.



HEATED HANDLEBAR GRIPS

Adjusted easily with gloved hands via a convenient dial, these thermostatically controlled heated rider hand grips make light of even the coldest conditions.



KIPASS IGNITION

Kawasaki's Intelligent Proximity Activation Start System (KIPASS) detects a fob carried by the rider allowing them to start the engine without having to insert a key.

FEATURES

- TRACTION CONTROL SYSTEM (KTCS)
- ELECTRONIC AUTHORISATION START SYSTEM (KIPASS)
- TYRE PRESSURE MONITORING SYSTEM
- ECONOMY RIDING MODE AND INDICATOR
- HANDLEBAR ELECTRIC GRIP WARMERS
- LINKED FRONT AND REAR BRAKES WITH ABS (K-ACT)
- SHAFT DRIVE WITH TETRA-LEVER SUSPENSION
- HYDRAULICALLY ACTUATED VARIABLE VALVE TIMING
- BACK-TORQUE LIMITER "SLIPPER" CLUTCH
- HAND-OPERATED SCREEN VENT



WITH AN ENGINE BASED ON THE LEGENDARY ZZR1400 AND A CHASSIS THAT USES STATE OF THE ART MONOCOQUE TECHNOLOGY, THE 1400GTR WITH KTRC TRACTION CONTROL IS A TECHNOLOGICALLY ADVANCED AND SOPHISTICATED SPORTING TOURER. REASSURING YET STIMULATING TO RIDE, IT'S AN ENGAGING AND RELIABLE DEVOURER OF DISTANCE.



VARIABLE VALVE TIMING

First in class with VVT delivering high torque at low and medium-rpm with plenty of power at high-rpm via Variable Valve Timing. As engine speed rises, the oil pressure increases in the "vaness" of the cam end chamber and the cam timing is advanced for greater power. As pressure reduced so cam timing is retarded for greater torque.



COMBINED BRAKING SYSTEM

Kawasaki Advanced Coactive-braking Technology (K-ACT) ABS is a combined braking system that incorporates an anti-lock braking and is designed to complement the rider's braking force distributing braking effectively and safely. With its own ECU, the K-ACT system ensures that rear brake pedal force operates the single rear disc and one front brake caliper.



REAR SUSPENSION PRE-LOAD

When a heavy luggage load or passenger is carried the rider may wish to increase the rear suspension pre-load. This is easily done via a remote adjuster near the passenger footrest using a knurled boss.



TETRA-LEVER

Unique Tetra-lever suspension linkage system ensures that "torque reaction" and tendency for suspension to extend under acceleration is eliminated from the drivetrain for the most neutral ride characteristics.



METALLIC SPARK BLACK / METALLIC FLAT SPARK BLACK



METALLIC MOONDUST GRAY / METALLIC CARBON GRAY

SPECIFICATIONS - 1400GTR

Engine type	Liquid-cooled, 4-stroke In-Line Four
Displacement	1,352 cm ³
Bore x stroke	84.0 x 61.0 mm
Compression ratio	10.7:1
Maximum Power	114 kW [155 PS] / 8,800 rpm
Maximum power with RAM Air	117.6 kW [160 PS] / 8,800 rpm
Maximum torque	136 N·m [13.9 kgf·m] / 6,200 rpm
Valve system	DOHC, 16 valves with variable valve timing
Fuel system	Fuel injection: Ø 40 mm x 4

Lubrication	Forced lubrication, wet sump with oil cooler
Transmission	6-speed, return
Final drive	Shaft
Clutch	Wet multi-disc, manual
Frame type	Monocoque, pressed-aluminium
Tyre, front	120/70ZR17M/C (58W)
Tyre, rear	190/50ZR17M/C (73W)
Suspension, front	43 mm inverted fork with adjustable rebound damping and spring preload

Suspension, rear	Bottom-Link Uni-Trak with gas-charged shock, Tetra-Lever, with stepless rebound damping and remote spring preload adjustability
Brakes, front	Dual semi-floating 310 mm petal discs. Caliper: Dual radial-mount, opposed 4-piston, 4-pad
Brakes, rear	Single 270 mm petal disc. Caliper: Opposed 2-piston

L x W x H	2,230 x 790 (1,000 mm with panniers) x 1,345 (1,465 mm High position screen)
Wheelbase	1,520 mm
Ground clearance	125 mm
Seat height	815 mm
Curb mass*	313 kg
Fuel capacity	22 litres
Accessory package	Optional: Grand Tourer

Kawasaki Traction Control



Kawasaki Advanced Coactive-braking Technology (ABS)



Dual Throttle Valves



Tyre Pressure Monitoring System



Fuel Economy Assistance Mode



Monocoque frame



Economical Riding Indicator



Kawasaki's Intelligent Proximity Activation Start System



* Mass of the unladen vehicle ready for normal use including all fluids and a full fuel tank.

1400GTR ACCESSORIES

THE 1400GTR IS DESIGNED FOR DISTANCE BUT YOU CAN ADD SOME FINISHING TOUCHES OF YOUR OWN WITH KAWASAKI GENUINE ACCESSORIES. PANNIERS AND A TOP CASE GIVE PLENTY OF CARRYING CAPACITY – JUST BE SURE TO LEAVE SOME SPACE FOR THE THINGS YOU’LL WANT TO BRING BACK FROM YOUR LONG-DISTANCE VOYAGES.



TOP CASE

Colour-matched top case has 47 litres of storage space, enough for two full-face helmets. One-key system for top case lock and ignition key.



BACKREST PAD

Let your passenger sit back and relax with the addition of a backrest pad which can be easily fitted to the accessory top case.



PANNIER INNER BAG

Robust fabric pannier inner bags make it easy to take your luggage to and from the bike. These stylish bags have three-quarter zip-off tops and an exterior pocket.



GEL SEAT

This gel seat absorbs vibration and improves weight distribution for extra comfort and relaxed cruising. Its dimensions are 25mm lower and 20mm narrower than the standard unit.

1400GTR GRAND TOURER

The 1400GTR Grand Tourer package has a GPS bracket, colour-matched 47L top case with back rest pad, protective pannier film and interior bags plus a gel tank pad. One-key system matches top case lock and ignition key.





ZZR1400

IN SIMPLE TERMS, THE ZZR1400 HAS BEEN CREATED TO BE THE FASTEST ACCELERATING PRODUCTION MOTORCYCLE ON THE PLANET.

For that you don't just need power – even though the mighty ZZR has an exceptional amount. You also need cutting edge rider aids along with class leading handling and braking technology. Welcome, you are now entering the unique territory of pure performance.

PURE PERFORMANCE

FOR EXPERIENCED RIDERS SEEKING PURE PERFORMANCE, THE SEARCH IS OVER. UNIVERSALLY PRAISED FOR ITS EXEMPLARY HANDLING, POWER AND DISTANCE ABILITY, THE ZZR1400 REWRITES THE RULES FOR HYPERSPORT MACHINES.



MAX POWER WITH RAM AIR

210 PS

10,000 rpm

CLASS OF ONE

In the rarefied atmosphere of planet power, the ZZR1400 is in a class of one. Its 210 max horsepower motor is just one headline. This is a machine with cutting edge switchable traction control, sport ABS brakes, selectable power modes and a monocoque style chassis; this is a unique and stimulating motorcycle.



MAX TORQUE

162.5 N·m {16.6kgf·m}

7,500 rpm

HYPERSPORT HIGHLIGHTS

Part of a legendary ZZR family stretching back to the iconic ZZR1100, the very latest in the line has rewritten the rule book. Stunning handling is matched by superior brakes a raft of rider aids plus clever touring features. The ZZR1400 quite simply represents the best of contemporary Hypersports thinking.



KEEP UP TO SPEED

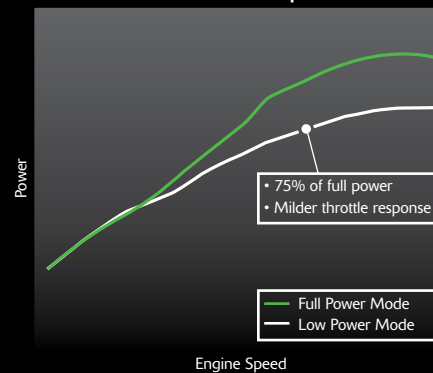
Multi-function meters include: fuel gauge; gear indicator; odometer; clock; dual trip meters plus fuel consumption, range, battery voltage and external air temperature.



SMOOTH POWER

The fuel-injected, water-cooled 1441cc engine features an adjustable back-torque "slipper" clutch which helps prevent wheel hop when downshifting.

Power Mode Comparison



MODE SELECTION

A choice of two modes allows riders to set power delivery to suit preference and conditions. Low Power mode limits output to approximately 75% of Full Power and delivers a milder throttle response.



ADVANCED ABS

Smooth, sure and progressive, the ZZR's advanced front and rear anti-lock brakes add reassurance and bite on heat dissipating drilled petal disc rotors.



TOURING CONVENIENCE

For short trips, light loads or to safely locate soft luggage, the ZZR1400 offers the added convenience of discreet fold-out hooks to act as secure anchor points.



PROJECT YOUR IMAGE

You can't mistake a ZZR. Its distinctive aerodynamic cowl houses the air duct, plus with no less than four projector beams – and two running lights – your progress is highly illuminated.

FEATURES

- ABS FITTED AS STANDARD
- 3-MODE TRACTION CONTROL SYSTEM (KTRC)
- 2 POWER MODE SELECTIONS
- BACK TORQUE LIMITING "SLIPPER" CLUTCH
- ALUMINIUM MONOCOQUE FRAME
- QUADRUPLE PROJECTOR BEAM HEADLAMPS
- RETRACTABLE LUGGAGE HOOKS
- LIGHTWEIGHT 10 SPOKE WHEELS
- RADIAL MOUNT BRAKE CALIPERS





AKRAPOVIČ SILENCERS

Made specifically for the ZZR1400, these lightweight silencers display craftsmanship from every angle. Saving weight over the standard items they also emit a pleasing sporty exhaust note releasing the full potential of the mighty ZZR.



SMOKED SCREEN

This smoked aero-style flip up screen is just the thing to push the oncoming air blast up and over the rider's head. With strategic cut outs in the lower surface turbulence is avoided allowing you to concentrate on the exhilarating ride.



ÖHLINS TTX REAR SHOCK

With specially developed settings for the ZZR1400 Performance Sport, the Öhlins TTX rear shock represents state of the art suspension technology. Multi-adjustable, you can now explore the outer edges of the ZZR handling envelope.



REAR SEAT COVER

Factory designed, developed and approved, this easy to fit and remove rear seat cover is colour matched and delivers a solo seat look while being quick to demount in order to take a passenger.



SMOKED SCREEN

This smoked aero-style flip up screen is just the thing to push the oncoming air blast up and over the rider's head. With strategic cut outs in the lower surface turbulence is avoided allowing you to concentrate on the exhilarating ride.



AKRAPOVIČ SILENCERS

These lightweight silencers are made specifically for the ZZR1400 blending well with the overall design. Saving weight over the standard items they emit a pleasing sporty exhaust note enhancing the performance of the mighty ZZR.

ZZR1400 PERFORMANCE SPORT

YOUR SEARCH FOR ULTIMATES HAS ENDED. AKRAPOVIČ LIGHTWEIGHT SILENCERS, SMOKED FLIP-UP SCREEN AND A CUSTOM FIT ÖHLINS TTX REAR SHOCK DELIVER BENCHMARK PERFORMANCE.



ZZR1400 PERFORMANCE

SUBTLE YET SO VERY STRONG, THE ZZR1400 PERFORMANCE BLENDS STREET STYLE WITH CAREFULLY CRAFTED FEATURES INCLUDING AKRAPOVIČ EXHAUSTS, A REAR SEAT COVER AND FLIP UP SCREEN.





A TWO-WHEELED POWER STATION, THE ZZR1400 PRODUCES PRODIGIOUS HORSEPOWER AND ACCELERATION HARNESSSED BY AN ADVANCED MONOCOQUE CHASSIS. SUPREME HYPERSPORT HANDLING, BRAKING AND ACCELERATION CREATED TO COVER IMMENSE DISTANCES; THE ZZR1400 IS IN A CLASS OF ITS OWN.

EXHAUST

Using larger bore serpent headers and a re-designed collector box, the exhaust system contributes to amazing low and mid-range power while releasing maximum drive in the higher rev ranges.

FRAME

Using gravity casting, aluminium pressings and high-vacuum die casting techniques, the complex monocoque frame offers light weight, immense strength and an idealised rigidity balance.

FORKS

New spring and damping rates add a sportier edge to the handling with the majority of suspension action being accommodated in the initial stroke while rubber dampers resist bottoming out.



ENGINE

The ZZR's bullet proof engineering includes cooling oil jets under the forged pistons and cylinder bypass holes to minimise power-sapping pumping losses. Crankshaft journal size and connecting rod design are also changed to match increased performance.



KTRC TRACTION CONTROL

The 3-mode KTRC system offered on the ZZR1400 combines the best elements of Kawasaki's two traction control systems, S-KTRC and KTRC. Modes one and two offer less intervention for sport riding; while mode three suits low traction and slippery conditions.



LIGHT WEIGHT WHEELS

Keeping unsprung weight low contributes to lithe handling. The ZZR's race-style 10 spoke aluminium wheels mount high grip sports tyres and are complemented by a torsionally rigid, tapered box-section lightweight swinging arm.





GOLDEN BLAZED GREEN /
METALLIC SPARK BLACK

METALLIC CARBON GRAY /
METALLIC SPARK BLACK

GOLDEN BLAZED GREEN /
METALLIC SPARK BLACK*

SPECIFICATIONS - ZZR1400

Engine type	Liquid-cooled, 4-stroke In-Line Four
Displacement	1,441 cm ³
Bore x stroke	84.0 x 65.0 mm
Compression ratio	12.3:1
Maximum Power	147.2 kW (200 PS) / 10,000 rpm
Maximum power with RAM Air	154.5 kW (210 PS) / 10,000 rpm
Maximum torque	162.5 N·m (16.6 kgf·m) / 7,500 rpm
Valve system	DOHC, 16 valves
Fuel system	Fuel injection: Ø 44 mm x 4 (Mikuni)
Lubrication	Forced lubrication, wet sump with oil cooler
Transmission	6-speed, return
Final drive	Sealed chain

Clutch	Wet multi-disc, manual
Frame type	Monocoque, pressed-aluminium
Tyre, front	120/70ZR17M/C (58W)
Tyre, rear	190/50ZR17M/C (73W)
Suspension, front	43 mm inverted fork with top-out springs. Compression damping: 18-way. Rebound damping: 15-way. Spring preload: Fully adjustable
Suspension, rear	Bottom-Link Uni-Trak with gas-charged shock. Compression damping: Stepless. Rebound damping: Stepless. Spring preload: Fully adjustable

* Suspension, rear	Bottom-Link Uni-Trak, Öhlins TTX39 rear shock with piggyback reservoir and remote preload adjuster. Compression damping: 22 way. Rebound damping: 22 way. Spring preload: Fully adjustable
Brakes, front	Dual semi-floating 310 mm petal discs. Caliper: Dual radial-mount, opposed 4-piston, 4-pad
Brakes, rear	Single 250 mm petal disc. Caliper: Opposed, twin-piston
L x W x H	2,170 x 770 x 1,170 mm
Wheelbase	1,480 mm
Ground clearance	125 mm

Seat height	800 mm
Curb mass**	268 kg
Fuel capacity	22 litres
Accessory package	Optional: Performance

Kawasaki Traction Control (3-mode)



Economical Riding Indicator



Power Modes



Anti-lock Brake System



Dual Throttle Valves



Monocoque frame



*ZZR1400

PERFORMANCE SPORT

AKRAPOVIČ LIGHTWEIGHT SILENCERS, SMOKED FLIP-UP SCREEN AND A CUSTOM FIT ÖHLINS TTX REAR SHOCK DELIVER BENCHMARK PERFORMANCE FOR THIS ULTIMATE SPORT TOURER.

** Mass of the unladen vehicle ready for normal use including all fluids and a full fuel tank.

ZZR 1400 ACCESSORIES

NO NEED TO SUPPRESS THE URGE FOR ADVENTURE. ADD KAWASAKI GENUINE ACCESSORIES AND STRETCH DAYS INTO WEEKENDS AND WEEKS AWAY. RIDING SOLO OR WITH PASSENGER, THERE IS A GREAT RANGE OF ITEMS CUSTOM DESIGNED FOR THE ZZR.



SPOILER SCREEN

Directing wind blast over your head, the smoked flip-up accessory screen is an ideal fitment for a variety of rider heights and a favourite with touring riders.



TOP CASE

Holding two crash helmets plus assorted other items is no issue for this capacious 47 litre top case. Colour coded and lockable, it's just the thing for impulse weekends away.



AKRAPOVIČ TITANIUM SILENCER

The throaty growl of Akrapovič slip-on silencers is matched by the artistry of their construction. Lighter than standard items they make sound sense for performance junkies.



CENTRE STAND

Changing a tyre or adjusting the chain is made easier with a centre stand. Using standard fittings and still offering good ground clearance this is a practical addition to any ZZR.



GPS BRACKET

Watch the road unfold before you with the aid of this handlebar bridge satellite mount. Easy to see – yet unobtrusive – your choice of device is easy to secure.



PILLION SEAT COVER

When you want to ride alone add a racing touch with this colour coded pillion seat cover. Easy to fit and remove it enhances your machine's performance appeal.



ZZR 1400 PERFORMANCE

With Akrapovič silencers plus a flip up screen and gel pad tank protection, the ZZR1400 Performance Edition is lighter than standard while adding even more purposeful attitude with a mean exhaust growl.

Z1000SX

THE Z1000SX HAS THE POWER TO MOVE YOU. LISTEN TO YOUR HEART, BE MOVED BY YOUR SPORTING SOUL AND RESPOND TO THIS UNIQUE COMBINATION OF SUPERSPORT DNA AND PRACTICAL TOURING FEATURES.

With KTRC traction control, switchable power modes and optional advanced ABS - plus an optional factory developed colour-coded luggage system - the Z1000SX has been created to define and dominate the litre class Sport Tourer segment.



POWER TO MOVE YOU

CREATED TO SPEAK TO YOUR SPORTING SOUL, A FINELY HONED ELECTRONIC RIDER-AID PACKAGE REVEALS A BIKE AS ADAPTABLE AS YOU ARE. GET READY TO BE SEDUCED BY A UNIQUE SPORTS AND TOURING ABILITY.



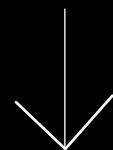
MAX POWER

142 PS

10,000 rpm

HORIZON HUNTER

Just you and your motorcycle on a welcome weekend blast, or loaded with passenger and luggage for a map shrinking tour; the Z1000SX is your perfect partner. Hunting horizons or attacking apexes this is a machine with a sublime chassis, engine and suspension package created to thrill.



MAX TORQUE

111 N•m {11.3 kgf•m}

7,300 rpm



FEATURE PACKED

Unique in class, the Z1000SX combines a hard-edged sporting heart with outstanding practical features such as Tokico monobloc brake calipers, optional colour coded luggage and electronic rider aids. No need to stop and wonder, this is simply the most complete litre class sports tourer yet.



ADJUSTABLE SCREEN

With three height options, the easy to adjust screen offers sporting, standard and touring positions to suit your preferred riding environment.



RIDER SUPPORT

Standard feature KTRC traction control has two sporting plus one low grip mode. Add switchable power modes plus the option of ABS braking and you have the complete package.



BRAKING CONTROL

With one-piece rigid construction delivering instant response and amazing feel, one-finger braking is possible thanks to Supersport spec Tokico monobloc brake calipers.



RIDING COMFORT

With a redesigned seat base and new rider seating foam and 10mm deeper padding for the passenger seat, riding comfort is further enhanced.



INFORMATION POINT

LCD meter displays a variety of functions including KTRC, power mode settings, ECO economy meter, plus remaining range, current and average fuel consumption.



OPTIONAL PANNIER

Colour-coded and with a capacity of 28l each, the optional panniers can take a full-face helmet and operate using a one key system for ignition, fuel cap and panniers.

FEATURES

- TOKICO MONOBLOC CALIPERS
- REMOTE RESERVOIR REAR SHOCK
- THREE WAY ADJUSTABLE SCREEN
- INCREASED POWER AND TORQUE
- KTRC ADVANCED TRACTION CONTROL
- IMPROVED SEATING COMFORT
- OPTIONAL COLOUR-CODED PANNIERS
- SWITCHABLE POWER MODES
- ONE KEY FOR IGNITION, FUEL AND PANNIERS



APPEALING AS MUCH TO FORMER SUPERSPORT RIDERS AS COMMITTED TOURING FANS WHO WANT "A LITTLE BIT EXTRA", THE Z1000SX HAS WON THOUSANDS OF HEARTS. THE DISTINCTIVE LITRE CLASS SPORTS TOURER ADDS UPRATED BRAKES, ENGINE, SUSPENSION AND RIDER AIDS TO ITS DOMINANT SPECIFICATION



TRACTION CONTROL

The 3-mode KTRC traction control system covers a wide variety of riding conditions. Modes 1 and 2 offer enhanced sport riding performance. Mode 3 offers increased stability when traversing slippery surfaces.



ENGINE RESPONSE

With increased power and greater torque in the low to mid-range, the Z1000SX engine offers both flexible touring potential and eager Supersport style response.



REMOTE PRELOAD ADJUSTER

Quick and easy changes to rear shock absorber pre-load to account for a passenger or other increased loads are made via a remote adjuster.



HORIZONTAL BACK LINK

Just like Tom Sykes' WSBK winning machine, the Z1000SX comes equipped as standard with mass centralising horizontal back-link suspension.

PANNIERS

Designed to look as good with panniers as without, the discreet mounting system ensures that in either sporting or touring guise the Z1000SX is stunning.

ABS BRAKING

With optional ABS braking, the Bosch pump equipped system offers rear lift suppression and increased rider reassurance in low grip situations.

POWER MODE

Switchable Full Power or Low Power modes allow riders to set the power delivery. Low Power mode produces approximately 70% of full power and a milder throttle response.





CANDY LIME GREEN /
METALLIC SPARK BLACK

METALLIC CARBON GRAY /
METALLIC SPARK BLACK

CANDY FIRE RED /
METALLIC SPARK BLACK

SPECIFICATIONS - Z1000SX

Engine type	Liquid-cooled, 4-stroke In-Line Four
Displacement	1,043 cm ³
Bore x stroke	77.0 x 56.0 mm
Compression ratio	11.8:1
Maximum Power	104.5 kW (142PS) / 10,000 rpm
Maximum torque	111 N·m (11.3 kgf·m) / 7,300 rpm
Valve system	DOHC, 16 valves
Fuel system	Fuel injection: Ø 38 mm x 4 (Keihin) with oval sub-throttles

Lubrication	Forced lubrication, wet sump with oil cooler
Transmission	6-speed, return
Final drive	Sealed chain
Clutch	Wet multi-disc, manual
Frame type	Twin-tube, aluminum
Tyre front	120/70ZR17M/C (58W)
Tyre rear	190/50ZR17M/C (73W)
Suspension, front	41 mm inverted fork with stepless compression and rebound damping and spring preload adjustability

Suspension, rear	Horizontal Back-link, gas-charged, with stepless rebound damping and remote spring preload adjustability
Brakes, front	Dual semi-floating 300 mm petal discs. Caliper: Dual radial-mount, monobloc, opposed 4-piston
Brakes, rear	Single 250 mm petal disc. Caliper: Single-piston

L x W x H	2,105 x 790 x 1,170 (1,230 mm High position screen)
Wheelbase	1,445 mm
Ground clearance	135 mm
Seat height	820 mm
Curb mass*	230 kg / 231 kg (ABS)
Fuel capacity	19 litres
Accessory package	Optional: Tourer

Kawasaki Traction Control (3-mode)



Economical Riding Indicator



Power Modes



Anti-lock Brake System



(Optional)

Dual Throttle Valves



Horizontal Back-link Rear Suspension



* Mass of the unladen vehicle ready for normal use including all fluids and a full fuel tank.

Z1000SX ACCESSORIES

MAKE THE Z1000SX MATCH YOUR RIDING NEEDS BY CHOOSING FROM A FACTORY DEVELOPED AND WARRANTED LUGGAGE RANGE PLUS OTHER GENUINE ACCESSORY ITEMS ENSURING THAT YOUR BIKE REFLECTS YOUR PERSONALITY.



COLOUR-CODED PANNIERS

Each pannier is 28l and takes a full face helmet. Operated by a one key system, panniers, fuel cap and ignition use the same key.



ENGINE PROTECTORS

Kawasaki branded, these resin impact absorbing engine protectors are simple to fit and offer reassurance in low speed incidents.



COLOUR-CODED TOP CASE

In 39l and 47l sizes, these top cases are supplied complete with mounting kit.



BACK REST PAD

For passenger comfort choose this optional padded back rest for your top case.



Z1000SX TOURER

The Z1000SX is also available as a touring package, which includes colour matched pannier set (2x28l), pannier interior bags and a gel tankpad.



VERSYS 1000

CHANGE YOUR VIEW OF WHAT YOU CAN DO IN MOTORCYCLE ADVENTURING WITH THE VERSYS 1000.

Whatever the road, whatever the route and whatever the season, the Versys 1000 will take you and your passenger there. Be inspired to seek out new landscapes and adventures confident that however far you want to go, the 2015 Versys 1000 is ready to go further. Whole new vistas are within your reach.

CHANGE YOUR VIEW

THE EVERYDAY AND THE FAMILIAR QUICKLY DISAPPEAR BEHIND YOU ON THE VERSYS 1000. TRAVEL FOR AS FAR AND AS LONG AS YOU LIKE, SOLO OR TWO-UP, ON A BIKE BUILT WITHOUT CONSTRAINTS OF TIME OR DISTANCE.



FIND ANOTHER WAY

There are many ways to every destination. Whichever road you choose the Versys 1000 will take it in its stride. Feature-rich and with highly evolved rider aids, the smooth and powerful one-litre Versys lets you confidently make the most of every ride – wherever it takes you.



MAX POWER

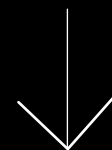
120 PS

9,000 rpm

MAX TORQUE

102 N•m {10.4 kgf•m}

7,500 rpm



ADVENTURE TOURING ANOTHER WAY

Kawasaki has its own unique take on adventure touring. The Versys 1000 has a powerful and smooth four-cylinder engine that is unique in its class plus ABS braking and useful electronic rider aids, all as part of the standard package. We changed our view of adventure touring and now you can too.



STYLING

All-new styling combines the demands of aerodynamics and protection from the elements with stunning presence. Dual headlight cowl gives the Versys Kawasaki sports character.



INSTRUMENTATION

Essential information is quickly and clearly visible. An analogue style rev counter makes it easy to stay in the power while a multi-function LCD screen takes care of the rest.



ADJUSTABLE SCREEN

Variable by up to 75mm in height without the need for any tools, the adjustable screen can be set to suit the height and riding style of every Versys 1000 rider.



REMOTE PRE LOAD ADJUSTER

Quickly and easily set the rear suspension of the Versys to match different loads and road conditions. For 2015 the shock spring and damping have been revised too.



LUGGAGE RACK

Standard fitment rear carrier is ready to take bags and packages and also allows for the mounting of the optional 47-litre Kawasaki top case.



CENTER STAND

A centre stand now comes as standard for ease of maintenance and increased stability when parking and loading the Versys 1000.

FEATURES

- 3-MODE KAWASAKI TRACTION CONTROL
- LONG TRAVEL FRONT AND REAR SUSPENSION
- THE ONLY INLINE-FOUR IN CLASS
- ASSIST & SLIPPER CLUTCH
- LARGE TOURING FUEL TANK
- DUAL-MODE POWER SELECTION
- LUGGAGE ACCESSORIES AVAILABLE
- LATEST-SPEC ABS AS STANDARD
- REMOTE REAR PRE-LOAD ADJUSTER
- HEIGHT ADJUSTABLE SCREEN





A HOST OF REVISIONS AND REFINEMENTS TAKE THE WORLD'S ONLY INLINE-FOUR LITRE ADVENTURE TOURER TO A WHOLE NEW LEVEL. ALL THIS HAS BEEN ACHIEVED WITHOUT COMPROMISING THE VERSYS 1000'S CHARACTERISTIC KAWASAKI HANDLING, TRACTABILITY AND CHARACTER.

EXHAUST

Now with larger bore serpent headers and a re-designed collector box, the exhaust system guarantees all the low and mid-range power you require while still delivering maximum drive as the revs rise to their peak.

FRAME

Manufacture using a combination of gravity casting, aluminium pressings and high-vacuum die casting techniques, the sophisticated monocoque frame has light weight, immense strength and precisely calculated rigidity.

FOUR CYLINDER ENGINE

Kawasaki alone offer a fuel-injected, liquid-cooled four-cylinder engine in the adventure touring class, offering smooth, high rpm performance you won't find in a twin or triple engine.



HORIZONTAL BACK-LINK

Using experience learned on Kawasaki Supersport machines the rear suspension uses a horizontal back-link positioned the damper away from exhaust heat. Its progressive action varies suspension action throughout its stroke.



FORKS

To give the Versys 1000 a sportier edge to its handling, new spring and damping rates were selected for new levels of control and compliance regardless of the roads you ride, rough or smooth, without risk of bottoming out.



INLINE-FOUR ENGINE

Unique in its class and core to the distinctive character of the Versys 1000, the inline-four 1043cc engine. There is plentiful peak performance but more than that the unit delivers addictive waves of torque throughout the entire rev range.



Maximum Acceleration

Mode 1

Mode 2

Non-slippery Road Surface Slippery



Riding Stability

Mode 3

TRACTION CONTROL

With three switchable settings covering surface grip levels from dry tarmac to wet or low traction roads, KTRC traction control is a valuable feature allowing the Versys rider and passenger to tour with confidence.



CANDY BURNT ORANGE /
METALLIC SPARK BLACK

FLAT EBONY / METALLIC
SPARK BLACK

PEARL STARDUST WHITE /
METALLIC SPARK BLACK

SPECIFICATIONS - VERSYS 1000

Engine type	Liquid-cooled, 4-stroke In-Line Four
Displacement	1,043 cm ³
Bore x stroke	77.0 x 56.0 mm
Compression ratio	10.3:1
Maximum Power	88.2 kW (120 PS) / 9,000 rpm
Maximum torque	102 N·m (10.4 kgf·m) / 7,500 rpm
Valve system	DOHC, 16 valves
Fuel system	Fuel injection: Ø 38 mm x 4 (Keihin) with oval sub-throttles

Lubrication	Forced lubrication, wet sump
Transmission	6-speed, return
Final drive	Sealed chain
Clutch	Wet multi-disc, manual
Frame type	Twin-tube, aluminium
Tyre, front	120/70ZR17M/C (58W)
Tyre, rear	180/55ZR17M/C (73W)
Suspension, front	43mm inverted fork with stepless rebound damping (right side) and spring preload adjustability

Suspension, rear	Horizontal Back-link, gas-charged, with stepless rebound damping and remote spring preload adjustability
Brakes, front	Dual semi-floating 310 mm petal discs. Caliper: Dual opposed 4-piston
Brakes, rear	Single 250 mm petal disc. Caliper: Single-piston
L x W x H	2,240 x 895 x 1,400 (1,465 mm High position screen)

Wheelbase	1,520 mm
Ground clearance	150 mm
Seat height	840 mm
Curb mass*	250 kg
Fuel capacity	21 litres
Accessory package	Optional: Tourer, Tourer + and Grand Tourer

Kawasaki Traction Control (3-mode)



Economical Riding Indicator



Power Modes



Anti-lock Brake System



Assist & Slipper Clutch



Horizontal Back-link Rear Suspension



Dual Throttle Valves



* Mass of the unladen vehicle ready for normal use including all fluids and a full fuel tank.

THE PERFECT PACKAGE

THE VERSYS 1000 BECOMES THE PERFECT TRAVELLING COMPANION WITH THESE SELECTIONS FROM A RANGE OF FACTORY DEVELOPED KAWASAKI GENUINE ACCESSORIES. LUGGAGE OPTIONS PLUS OTHER PRACTICAL ADDITIONS MAKE THE JOURNEY YOUR OWN.



PANNIERS

Colour-coded panniers each have a 35-litre capacity, large enough to take a full-face helmet or luggage for a quick getaway. One-key system matches pannier lock to ignition key.



TOPCASE

Colour-coded 45-litre top case will swallow two full-faced helmets or lots of luggage. One-key system matches top case lock to ignition key. Back rest for pillion comfort available separately.



HANDGUARDS

Aluminium framed injection moulded handguards deflect wind, road spray and even overhanging foliage while offering a level of damage protection.



FOGLAMPS

Night time visibility can be hugely enhanced with these LED spotlights, shaped to fit under the top cowl and around the radiator shrouds.



GEAR INDICATOR

A useful complement to the Versys 1000's comprehensive instrumentation. See which ratio you have selected at a glance and always be in the right gear.



ENGINE GUARD

Resin frame sliders help to protect the chassis from damage in the event of a tumble. Axle sliders are also available for further protection.

VERSYS 1000 TOURER EDITIONS

The Grand Tourer has 56L one-key pannier system, inner bags and 47L one-key top case, handguards, fog lights, tank pad, 12V socket, engine guards and gear indicator. The Tourer + has all these except the top case and socket. The Tourer has panniers, bags, handguards and tank pad. Contact your dealer for all details.





VERSYS 650

ALL ROADS, ONE BIKE. FROM URBAN STREET RIDING TO THE FREEDOM AND CHALLENGES OF THE OPEN ROAD, THE 2015 VERSYS 650 IS READY TO GO ANYWHERE.

It's all about versatility and the Versys 650 is ready for the variety that makes up your motorcycling lifestyle. A flexible twin-cylinder engine and compliant long-travel suspension on sporty 17-inch wheels make a package perfect for everything from the everyday to the extraordinary.

ALL ROADS, ONE BIKE

EXTEND YOUR RIDING EXPERIENCE AND EXCEED YOUR MOTORCYCLING EXPECTATIONS WITH THE VERSYS 650. BY FOCUSING ON THE RIDING DYNAMICS REQUIRED TO BUILD A BIKE TO MEET THE VARIED DEMANDS OF THE MODERN MOTORCYCLIST, KAWASAKI HAVE DELIVERED THE VERSATILITY YOU NEED TO GO YOUR WAY, WHEREVER THE DESIRE TAKES YOU.



MAX POWER

69 PS

8,500 rpm



DISTANCE NO OBJECT

The Versys 650 brings its dynamic riding capabilities to every situation. Take control in the urban thrust and bring some fun and adventure to the everyday.



MAX TORQUE

64.0 N·m {6.5 kgf·m}

7,000 rpm

VIRTUES OF THE VERSYS

As you would expect of a machine with its wide-ranging capabilities, you will find a host of features packed into every aspect of the Versys 650. They combine to offer the perfect package for every challenge you and your Versys face from the city streets to the mountain passes and beyond.



STATUS REPORT

All you need to know with instruments featuring a digital speedo, analogue-style tachometer, digital fuel gauge, odometer, dual trip meter and clock plus white LED backlighting.



SCREEN PROTECTION

For 2015 the screen on the Versys 650 is now 1.7 times larger than before. With 60mm of easy adjustability it can be tailored to suit all riders.



COMFORT FOR ALL

A two-piece urethane seat provides the perfect positions for rider and pillion alike. It is positioned for the optimum relationship between footpegs and handlebars.



FIRM GRIP

Pillions will enjoy the feeling of security afforded by the large, ergonomic grab handles that also form part of the clean mount pannier system.



MASS CENTRALISED

By locating the silencer under the engine, mass is centralised, underseat storage can be increased and heat is diverted from rider and pillion.



SLEEK LIGHT

An LED rear light brings Ninja sportsbike style to the Versys 650 and contributes to the clean and functional lines of the back end.

FEATURES

- A2 LICENCE COMPLIANT (WITH POWER DOWN KIT)
- PUNCHY AND POWERFUL TWIN CYLINDER ENGINE
- HEIGHT ADJUSTABLE SCREEN
- SERPENT HEADERS INCREASE TORQUE
- COMPACT UNDER ENGINE SILENCER
- LONG-RANGE 19-LITRE FUEL TANK
- SLIM, UPRIGHT RIDING POSITION
- VIBRATION-ABSORBING ENGINE, HANDLEBAR AND FOOTPEG MOUNTS
- OPTIONAL ABS BRAKING
- LUGGAGE OPTIONS AVAILABLE





TO ENSURE THE VERSYS 650 DELIVERED ON ITS ALL ROADS, ONE BIKE PROMISE, KAWASAKI CAREFULLY COMBINED TECHNOLOGICAL INNOVATION WITH A VERSATILE PLATFORM. THIS LETS YOU TAILOR THE SPORTS ADVENTURE MACHINE TO SUIT THE ROADS YOU RIDE, URBAN AND RURAL.



PARALLEL TWIN POWER

A liquid-cooled, 649cc, four-stroke parallel twin engine offers stunning response. It is designed and tuned for maximum low-down torque and has been updated for better high-rpm performance and fuel consumption.



BETTER BRAKING

Petal disc brakes all round offer unrivalled stopping power with stylish good looks. Revised calipers and master cylinder dimensions plus new pad material and a larger rear disc make them even better than before. ABS optional.



ADJUSTABLE FORKS

Inverted fork caps place all adjustment at the top of the legs. Spring preload is on the right as seen here and damping adjustment is on the left. Set your Versys 650 to ride and handle your own way.



COMPLIANT REAR

Long-travel rear suspension readily absorbs road imperfections. It offers direct feedback with light handling and enhanced ride comfort. A new remote preload adjuster makes for easy adjustment for riding with a passenger or luggage.



PEARL STARDUST WHITE

METALLIC SPARK BLACK /
FLAT EBONY

PEARL SHINNING YELLOW

SPECIFICATIONS - VERSYS 650

Engine type	Liquid-cooled, 4-stroke Parallel Twin
Displacement	649 cm ³
Bore x stroke	83.0 x 60.0 mm
Compression ratio	10.8:1
Maximum Power	51.0 kW (69 PS) / 8,500 rpm
Maximum torque	64.0 N·m (6.5 kgf·m) / 7,000 rpm
Valve system	DOHC, 8 valves
Fuel system	Fuel injection: Ø 38 mm x 2 (Keihin)

Lubrication	Forced lubrication, semi-dry sump
Transmission	6-speed, return
Final drive	Sealed chain
Clutch	Wet multi-disc, manual
Frame type	Tubular diamond, high-tensile steel
Tyre, front	120/70ZR17M/C (58W)
Tyre, rear	160/60ZR17M/C (69W)
Suspension, front	41 mm inverted telescopic fork with stepless adjustable rebound damping (right side) and adjustable preload (left-side)

Suspension, rear	Offset laydown single-shock with remote spring preload adjustability
Brakes, front	Dual semi-floating 300 mm petal discs. Caliper: Dual piston
Brakes, rear	Single 250 mm petal disc. Caliper: Single-piston
L x W x H	2,165 x 840 x 1,400 mm (1,450 mm High position screen)

Wheelbase	1,415 mm
Ground clearance	170 mm
Seat height	840 mm
Curb mass*	214 kg / 216 kg (ABS)
Fuel capacity	21 litres
Power down kit	35 kW
Accessory package	Optional: Tourer, Tourer + and Grand Tourer

Dual Throttle Valves



A2 Licence Complaint (35 kW kit)



Economical Riding Indicator



Anti-lock Brake System



(Optional)

* Mass of the unladen vehicle ready for normal use including all fluids and a full fuel tank.



VERSYS ACCESSORIES

THE ROAD AHEAD IS EVEN MORE APPEALING WITH SOME TEMPTING EXTRAS FROM SELECTED KAWASAKI ADD-ONS, DEVELOPED SPECIALLY FOR THE VERSYS 650. CHOOSE FROM A COMPLETE RANGE OF FACTORY APPROVED ACCESSORIES.



TOP CASE

A 45-litre colour-coded top case can take two full-faced helmets or a large volume of luggage. The colour-coded case mounts on the Versys Clean Mount system.



PANNIERS

There's a huge 35-litre capacity in each of these lockable, colour-coded panniers. Each will hold a full-face helmet or enough luggage for weekend break or longer.



SCREEN

Smoked screens are available in tall and standard heights as a substitute for the stock fitment, whether you require extra protection or distinctive style.



GEAR INDICATOR

A useful complement to the Versys 650's comprehensive instrumentation. See which ratio you have selected at a glance and always be in the right gear.



ENGINE GUARDS

Resin frame sliders help to protect the chassis from damage in the event of a tumble. Axle sliders are also available for further protection.



FOGLAMPS

Night time vision can be greatly improved with these LED spotlights, shaped to fit under the top cowl and around the radiator shrouds.

VERSYS 650 TOURER EDITIONS

The Grand Tourer comes with 56L one-key pannier system, inner bags and 47L one-key top case, handguards, fog lights, tank pad, 12V socket, engine guards and gear indicator. The Tourer + has it all less top case and socket. The Tourer has panniers, bags, handguards and tank pad. Contact your dealer for all details.



GENUINE PRODUCTS

MAINTAIN THE LOOKS, PERFORMANCE AND VALUE OF YOUR MACHINE BY USING GENUINE KAWASAKI SPARE PARTS. ONLY KAWASAKI GENUINE SPARE PARTS DELIVER ULTIMATE PEACE OF MIND AND ARE AVAILABLE FROM ANY KAWASAKI DEALER. REST EASY KNOWING YOU HAVE FITTED THE BEST PARTS BAR NONE FOR YOUR KAWASAKI MOTORCYCLE.



K-CARE

WE'VE GOT YOU COVERED. K-CARE HAS BEEN CREATED TO ENHANCE YOUR OWNERSHIP EXPERIENCE AND IS ONLY AVAILABLE FROM, AND ENDORSED BY, KAWASAKI. INCLUDING THINGS LIKE EXTENDED WARRANTY, THESE VALUABLE CUSTOMER PROGRAMMES ARE AVAILABLE EXCLUSIVELY FOR PRODUCTS OFFICIALLY IMPORTED BY KAWASAKI MOTORS N.V AND SOLD THROUGH ITS OFFICIAL NETWORK.



CLOTHING & MERCHANDISE

TOP GEAR. CRAFTED WITH AS MUCH CARE AS YOUR MOTORCYCLE, CHOOSE FROM A VARIETY OF KAWASAKI CLOTHING AND MERCHANDISE, EACH ITEM CRAFTED TO ENHANCE YOUR RIDING AND LEISURE EXPERIENCE.

Note: Offerings may vary by market. Check with your dealer or local official Kawasaki website for details of K-CARE programmes that apply in your area.



Always ride responsibly. Respect the law and the environment. Always ride within the limits of your skills, your experience, and your machine. Wear an approved helmet and protective clothing. Adhere to the instructions and maintenance schedule in your owner's manual. Never drink and ride. Specifications have been achieved by production models under standard operating conditions. Data are intended to describe motorcycles and their performance capabilities fairly but may not apply to every machine. Specifications likely to change without notice. Specifications, products and illustrated equipment may vary by market. The actions depicted here took place under controlled conditions with professional riders. Never attempt any action which is potentially dangerous. Valuable K-Care customer programmes are available exclusively for products officially imported by Kawasaki Motors Europe N.V. and sold through its official network.

Copyright © 2014 Kawasaki Motors Europe N.V.

All rights reserved. Subject to the exceptions provided for by law, no part of this publication may be reproduced and/or published in print, by photocopying, on microfilm, electronically or in any other way without the prior written consent of the copyright holder.



The Kawasaki Genuine Products logo is a mark of quality. It can only be found on products manufactured to our exacting standards either by or on behalf of Kawasaki Motors Europe N.V.

Kawasaki Motors Europe N.V.

Jacobus Spijkerdreef 1-3
2132 PZ Hoofddorp
The Netherlands

E99941-2909

For more information, please visit www.kawasaki.eu

Your official Kawasaki dealer:

